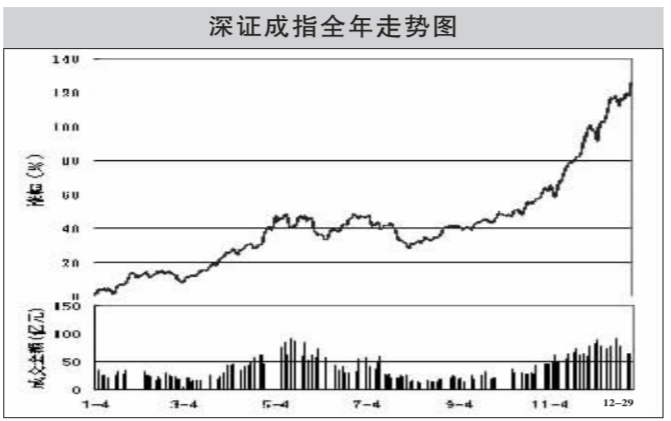
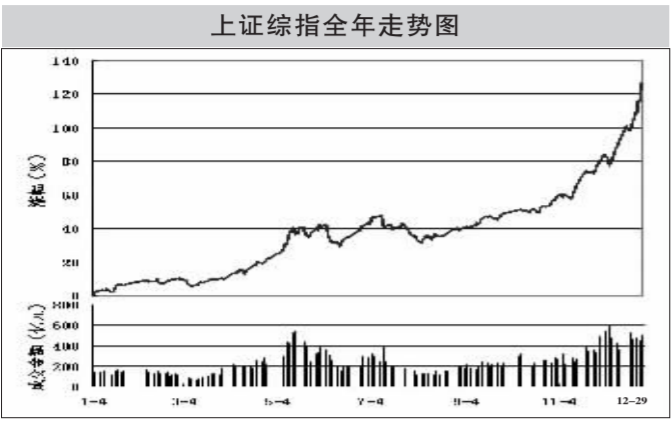
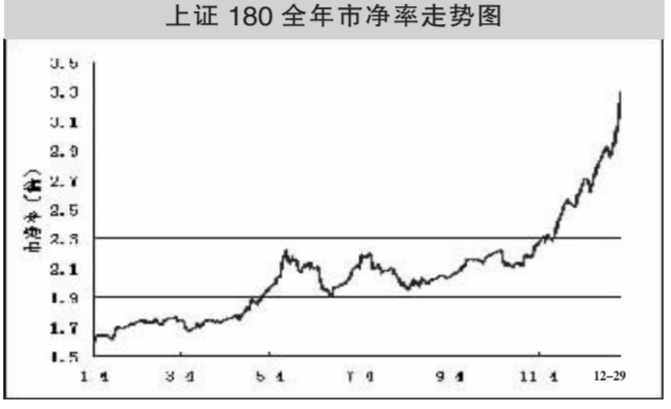
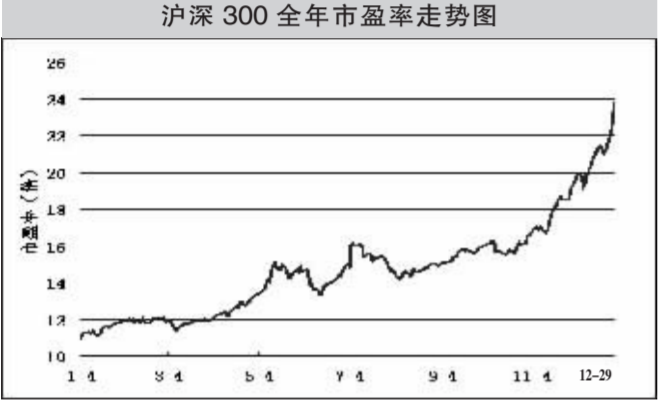
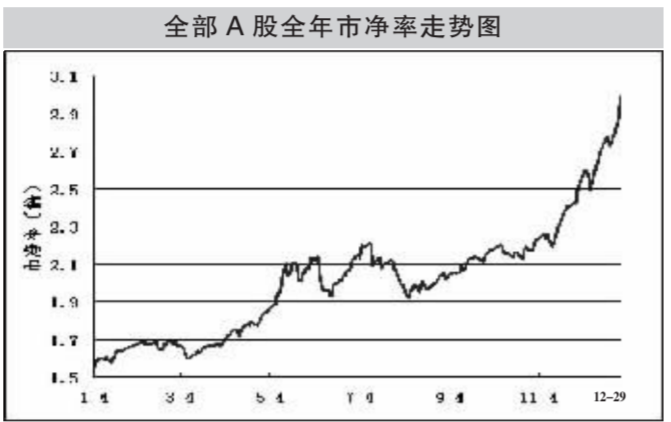
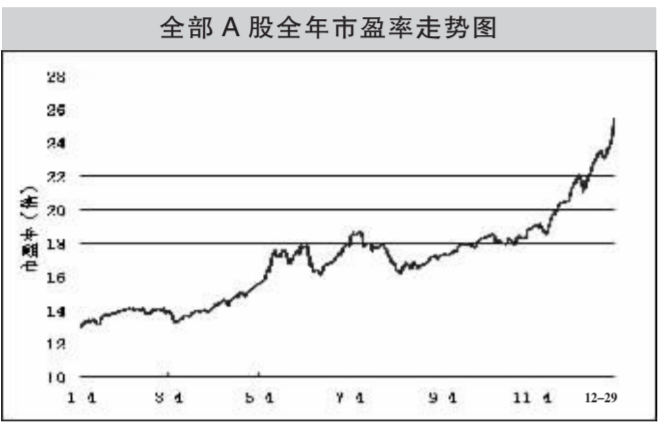


大盘走势



市场估值



年度个股排行榜

50大牛股

Table listing the top 50 bull stocks of the year, including code, name, closing price, and percentage increase.

换手率前50

Table listing the top 50 stocks by turnover rate, including code, name, closing price, and turnover rate.

成交金额前50

Table listing the top 50 stocks by trading volume, including code, name, closing price, and trading volume.

市盈率最低50

Table listing the top 50 stocks with the lowest P/E ratios, including code, name, closing price, and P/E ratio.

流通A股市值前50

Table listing the top 50 A-share market cap companies, including code, name, closing price, and market cap.

50大熊股

Table listing the top 50 bear stocks of the year, including code, name, closing price, and percentage decrease.

振幅前50

Table listing the top 50 stocks by price volatility, including code, name, closing price, and volatility.

成交量前50

Table listing the top 50 stocks by trading volume, including code, name, closing price, and trading volume.

市净率最低50

Table listing the top 50 stocks with the lowest P/B ratios, including code, name, closing price, and P/B ratio.

总股本前50

Table listing the top 50 stocks by total share capital, including code, name, closing price, and total share capital.

市场概貌

Table showing market overview data including trading volume, turnover, and index changes for various market segments.

Table showing market scale data including total share capital, trading volume, and turnover for various market segments.

行业板块

