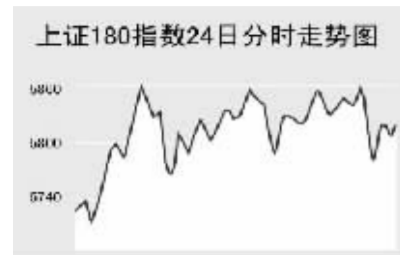


CHINA 中国市场

上海证券交易所



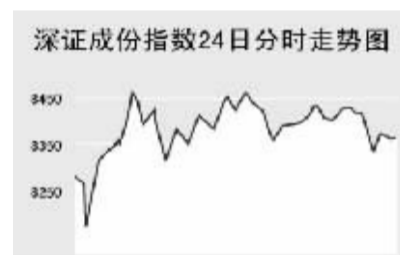
24日,上证综指再创新高,全天收报2975.13点,上涨25.98点,沪市全天成交975.16亿元。

上证综指早盘微幅高开后快速回落,最低至2927.72点,此后在中石化的带领下,震荡回升,午盘后最高2994.28点离3000点仅一步之遥。

24日,上证综指再创新高,全天收报2975.13点,上涨25.98点,沪市全天成交975.16亿元。

上证综指早盘微幅高开后快速回落,最低至2927.72点,此后在中石化的带领下,震荡回升,午盘后最高2994.28点离3000点仅一步之遥。

深圳证券交易所

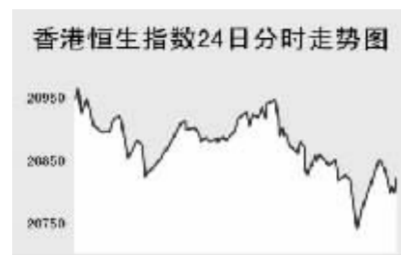


24日,深证成份指数再创新高,收报8366.58点,上涨55.32点,深市股票成交450.95亿元。

深成指早盘低开后快速下探,最低至8166.44点,此后快速拉升,并保持在高位宽幅震荡,尾盘快速回落,全天收报8366.58点,上涨0.67%。

中小板指数当日收报3283.5点,全天上涨0.85%。新股N沃华、N沱明珠分别大涨94%和84%。

香港交易所



1月24日,香港恒生指数创历史新高,全天上涨51.35点,收报20821.05点。

香港恒生指数早盘大幅高开于20950.9点,开盘后短暂冲高至当日最高20810.8点,创历史新高。

有报纸报道中移动一股东推迟出售股份的计划,因预期中移动股价将继续上涨。

Table with columns: Index Name, Close, Change. Lists various market indices like Shanghai 300, Hong Kong Hang Seng, etc.

上海期货交易所

Table with columns: Main Contract, Settlement Price, Change, Volume. Lists commodities like Aluminum, Copper, etc.

24日,上海期货交易所各主力品种大涨。

国际原油23日大涨4.36%,受此影响,沪4月原油早盘大幅高开,但此后受国际原油盘中价格波动影响缓步下行。

大连商品交易所

Table with columns: Main Contract, Settlement Price, Change, Volume. Lists commodities like Soybean, Corn, etc.

24日,大连商品交易所各主力品种均出现一定幅度下跌。

23日大豆收阳上涨,受此影响,大连9月黄大豆早盘高开,此后在美元快速下挫的影响下下跌。

郑州商品交易所

Table with columns: Main Contract, Settlement Price, Change, Volume. Lists commodities like Cotton, Sugar, etc.

24日,郑州商品交易所各主力品种涨跌不一。

纽约白糖23日收阴下跌,郑糖受此影响低开,此后震荡上扬,冲高无力后震荡回落。

中国外汇交易中心

Table showing RMB exchange rates for various currencies like USD, HKD, JPY, etc.




Table showing forward exchange rates for various currencies.

Table showing bank foreign exchange rates for various currencies.

银行间市场:拆借、回购

Table showing interbank market rates for ShiboR and other instruments.

Table showing interbank market rates for various currencies and instruments.

1月24日中国债券市场全线走强,尤其企业债表现较好,在前日上漲基础上继续走高。

Table showing interbank market rates for various currencies and instruments.

Table showing interbank market rates for various currencies and instruments.

Table showing interbank market rates for various currencies and instruments.

Table showing interbank market rates for various currencies and instruments.

Table showing interbank market rates for various currencies and instruments.

Table showing interbank market rates for various currencies and instruments.

Table showing interbank market rates for various currencies and instruments.

Table showing interbank market rates for various currencies and instruments.

Table showing interbank market rates for various currencies and instruments.

1月24日人民币兑美元重新走强,美元兑人民币的中间价报于7.7755,较前一交易日下调60个基点。

银行间市场:拆借、回购

Table showing interbank market rates for ShiboR and other instruments.

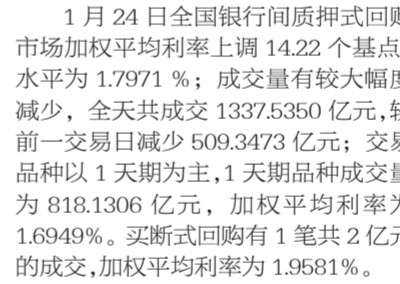
Table showing interbank market rates for various currencies and instruments.

Table showing interbank market rates for various currencies and instruments.

Table showing interbank market rates for various currencies and instruments.

上海黄金交易所

Table showing Shanghai Gold Exchange rates for various gold products.



WORLD 国际市场

股→票

Table showing major stock market indices in Asia, Europe, and other regions.

24日,亚太地区主要股市均出现一定幅度上涨。

日经225指数上涨98.83点,收报去年4月7日以来最高17507.40点。

欧洲、非洲、中东主要股票市场

Table showing major stock market indices in Europe, Africa, and the Middle East.

24日,欧洲各主要股市全线上涨。

截至发稿时间,英国富时100指数上涨75.3点,最新报63029点。

商品→期货

Table showing energy market commodity prices.

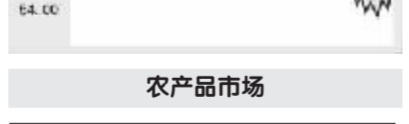
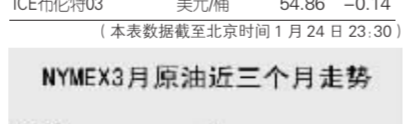
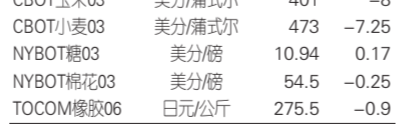
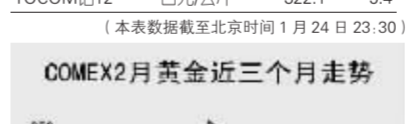


Table showing agricultural commodity prices.



金属市场

Table showing metal market prices for various commodities.



受23日油价涨幅过大以及市场注意力转向美国周度能源库存报告的影响,24日国际原油开盘后出现窄幅震荡。

24日国际原油开盘后出现窄幅震荡,截至发稿时间纽约3月原油期货5469美元,跌0.47%。

外→汇

Table showing major foreign exchange rates.

Table showing major foreign exchange rates.

Table showing major foreign exchange rates.

Table showing major foreign exchange rates.

Table showing major foreign exchange rates.

Table showing major foreign exchange rates.

Table showing major foreign exchange rates.

Table showing major foreign exchange rates.

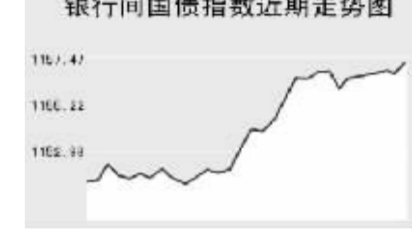
Table showing major foreign exchange rates.

1月24日人民币兑美元重新走强,美元兑人民币的中间价报于7.7755,较前一交易日下调60个基点。

债券市场

Table showing bond market indices and prices.

Table showing bond market indices and prices.



1月24日中国债券市场全线走强,尤其企业债表现较好,在前日上漲基础上继续走高。

1月24日银行间国债指数以115708点开盘,最低达115661点,但之后反弹较大,最终以115724点的全天最高点收盘。

1月24日交易所交易的企业债延续了前日的上涨态势,表现依然强劲。

1月24日全国银行间同业拆借市场成交量较大幅度减少,全天成交金额为156.6500亿元。

Table showing interbank market rates for various currencies and instruments.

Table showing interbank market rates for various currencies and instruments.

Table showing interbank market rates for various currencies and instruments.

Table showing interbank market rates for various currencies and instruments.

Table showing interbank market rates for various currencies and instruments.

Table showing interbank market rates for various currencies and instruments.

Table showing interbank market rates for various currencies and instruments.

Table showing interbank market rates for various currencies and instruments.

Table showing interbank market rates for various currencies and instruments.

Table showing interbank market rates for various currencies and instruments.

Table showing interbank market rates for various currencies and instruments.

Table showing interbank market rates for various currencies and instruments.

Table showing interbank market rates for various currencies and instruments.

Table showing interbank market rates for various currencies and instruments.

1月24日全国银行间同业拆借市场成交量较大幅度减少,全天成交金额为156.6500亿元。