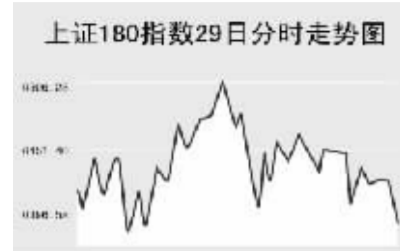


CHINA 中国市场

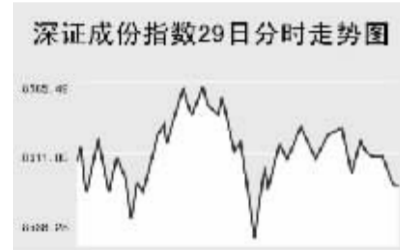
上海证券交易所



3月29日,上证综指再创新高,全天收报3197.54点,上涨0.77%,沪市个股共成交1403.6亿元。

上证综指早盘小幅高开于3179.8点,整个早盘在银行股的带动下快速上扬,最高3273.73点创历史新高,午盘后震荡回落,全天收报3197.54点,上涨24.52点,沪市个股共成交1403.6亿元,较前交易日有所减少。

深圳证券交易所



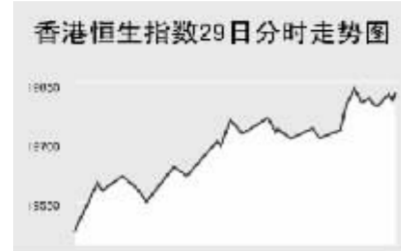
3月29日,深证成份指数收报8579.32点,全天下跌0.09%,深市当日成交629.36亿元。

深成指早盘高开于8606.57点,全天围绕前收盘点位宽幅震荡,最高至8681.21点,尾盘有所回落,全天收报8579.32点,小幅下跌8.02点,深市个股当日共成交629.36亿元,较前一交易日有所缩量。

跌,陕西金叶、广东甘化跌幅超过6.5%。深鸿基大幅下挫带动物流板块走软。

中小板指数收报3565.42点,全天下跌1.13%。新野纺织、紫鑫药业涨停,但多数个股下跌,飞亚股份跌停报收。

香港交易所



3月29日,恒生指数全天上涨1.4%,收报19821.78点,恒生国企指数上涨1.2%,收报9599.53点,全天成交565.1亿港元。

恒生指数早盘低开于19460.4点,恒生指数全天呈现震荡上扬走势,最高至19832.1点,全天收报19821.78点,上涨267.9点。恒生国企指数全天收报9599.53点,上涨116.4点。

中央银行公布,中国银行信心指数第一季度攀升至60.6,受此利好消息影响,银行股大涨,建设银行涨2%,工商银行升1.6%。原油期货涨28日上涨1.8%,石油类股走强,中海油大涨3.2%,中石油涨1.2%。

Table with 3 columns: Index Name, Close, Change. Includes Shanghai 180, Shenzhen Component, Hang Seng, etc.

上海期货交易所

Table with 4 columns: Main Contract, Price, Change, Volume. Includes Aluminum, Copper, Fuel Oil, etc.

大连商品交易所

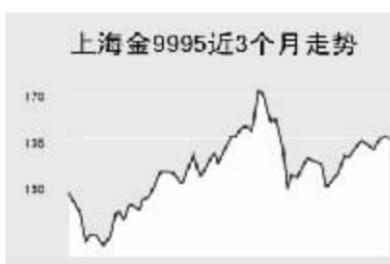
Table with 4 columns: Main Contract, Price, Change, Volume. Includes Soybean, Corn, Soybean Meal, etc.

郑州商品交易所

Table with 4 columns: Main Contract, Price, Change, Volume. Includes Cotton, Sugar, PTA, etc.

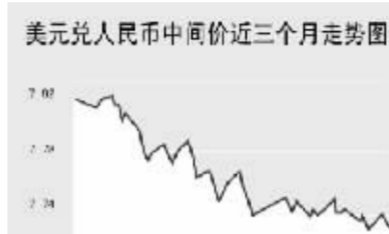
上海黄金交易所

Table with 3 columns: Contract, Price, Change. Includes Gold 100g, Gold 9995, etc.



中国外汇交易中心

Table showing RMB exchange rates for various currencies like USD, HKD, JPY, etc.



外汇即期交易收盘价

Table showing closing rates for various currencies like GBP, HKD, USD, etc.

中国银行外汇牌价

Table showing bank selling and buying rates for various currencies like GBP, HKD, USD, etc.

银行间市场:拆借、回购

Table showing interbank market rates for ShiboR and various terms like O/N, 1W, etc.

银行间回购定盘利率

Table showing interbank repurchase agreement rates for different terms and rates.

银行间信用拆借行情

Table showing interbank credit拆借行情 with columns for rate, change, volume, etc.

银行间质押式回购行情

Table showing interbank repurchase agreement with collateral rates.

银行间买断式回购行情

Table showing interbank outright repurchase agreement rates.

债券市场

Table showing bond market index movements like 上证国债指数, 上证企业债指数, etc.

银行间市场债券指数行情

Table showing interbank market bond index movements for various categories.

银行间国债指数近期走势图



3月29日中国债券市场中,交易所企业债指数小幅上涨,银行间债市全线上涨。

上证国债指数以111.71点开盘,这也是全天最高点,随后有所回落,最低达到111.62点,之后展开反弹,报收于111.69点,较前一交易日下跌0.01点。

交易所企业债小幅上涨,上证企业债指数收盘为120.65点,较前一交易日上涨0.05点,巨潮企业债指数收盘为121.38点,上涨0.06点。

WORLD 国际市场

股 票

Table showing major stock market indices in Asia like Nikkei, Hang Seng, etc.

3月29日,亚洲各主要股指涨跌多跌少。

日经225指数涨9.21点,报17263.94点。美国美联储主席伯南克28日指出利率决策仍是以抑制通胀为主,同时日元走强,出口股下跌, Sony跌1.6%,Canon跌0.5%,本田汽车跌0.7%。

韩国KOSPI指数涨11.21点,报1450.95点。造船类股领涨,市场看好该行业获利前景,韩进重工涨3.6%,现代重工涨6.1%,三星重工涨3.3%。

新加坡海峡时报指数涨27.13点,报3228.88点。市场预期新加坡房地产需求会强劲,地产股走强,嘉德置地涨1.9%,City Developments涨2.8%。

欧洲、非洲、中东主要股票市场

Table showing major stock market indices in Europe, Africa, and the Middle East.

3月29日,欧洲各主要股指全线上涨。

截至发稿时间,英国富时100指数涨50点,最新报6317.2点。英国石油、英美公司等股领涨大盘。德国DAX30指数涨74.2点,最新报6891.09点。

美洲主要股票市场

Table showing major stock market indices in the Americas.

商品 期 货

Table showing commodity prices for energy like NYMEX oil, COMEX gold, etc.

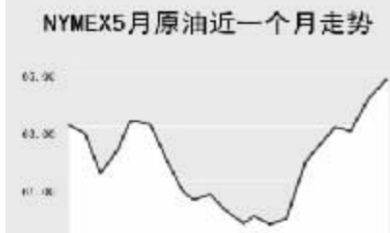
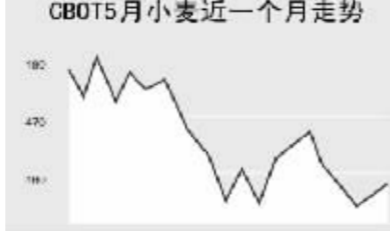


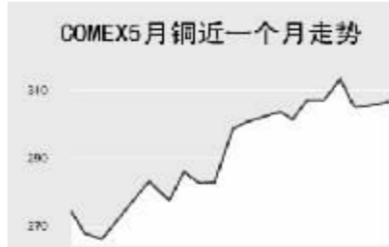
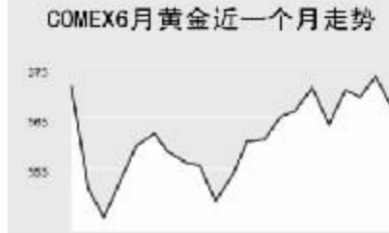
Table showing commodity prices for agricultural products like CBOT soybeans, etc.

Table showing commodity prices for metals like COMEX copper, etc.



金属市场

Table showing metal prices for COMEX gold, silver, etc.



29日国际原油价格开盘后震荡走低,但在北京时间18:30后出现快速反弹,截至发稿时间约5月原油期货64.73美元,涨1.01%,布伦特6月原油期货64.73美元,涨1.01%。

此外,COMEX黄金和白银涨幅超过1%;此外,CBOT农产品市场29日截至发稿时间各品种主力合约纷纷下跌,其中,CBOT豆粕跌幅最大为0.82%。

外 汇

Table showing major foreign exchange rates.

Table showing interbank market rates for various currencies.

Table showing government bond yields for various countries.

Table showing government bond yields for various countries.

Table showing government bond yields for various countries.

利率 债 券

Table showing government bond yields for various countries.

Table showing government bond yields for various countries.

Table showing government bond yields for various countries.

Table showing government bond yields for various countries.

Table showing government bond yields for various countries.

关于国泰君安证券上海市所有营业部实施客户交易结算资金第三方存管(工商银行)批量转换的公告