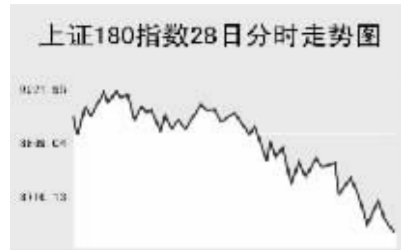


Global markets

CHINA 中国市场

上海证券交易所

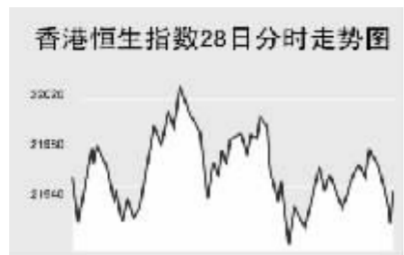


6月28日,上证综指大幅下挫,全天收报3914.2点,跌4.03%...

上证综指早盘开盘,整个早盘围绕前收盘点位震荡,最高至4113.28点...

收。当日成交较为活跃的个股方面,深发展A跌6.46%,报30.14元;锌业股份跌3.5%...

香港交易所

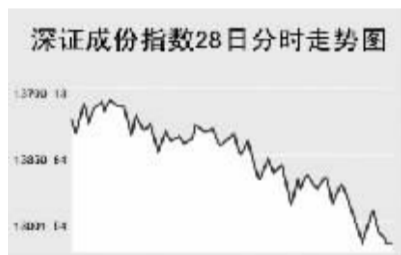


6月28日,恒生指数上涨1.07%,收报21938.22点,恒生国企指数涨1.14%...

恒生指数早盘大幅高开于21912.8点,开盘后震荡上扬,最高至22035.4点...

美林高管认为美国的债务信用市场风险不高,与美国有业务的公司上涨,汇丰控股涨0.4%...

深圳证券交易所



6月28日,深证成份指数全天收报12882.17点,大跌5.16%...

深成指早盘小幅低开于13544.05点,开盘后维持震荡走势,最高至13629.45点...

WORLD 国际市场

股 票

Table of Asia Pacific Major Stock Markets with columns for Index Name, Close, and Change.

28日,亚洲各主要股指走势强劲。日经225指数涨82.99点,报17932.27点...

韩国Kospi指数涨1865点,收报1751.75点。市场对政府设定的融资交易规定疑虑消退...

欧洲、非洲、中东主要股票市场

Table of Europe, Africa, and Middle East Major Stock Markets with columns for Index Name, Latest, Change, and Previous Close.

6月28日,欧洲各主要指数走高。截至发稿时间,英国富时100指数涨31.6点...

美洲主要股票市场

Table of Americas Major Stock Markets with columns for Index Name, Latest, Change, and Previous Close.

上海期货交易所

Table of Shanghai Futures Exchange with columns for Main Contract, Close, Change, and Open Interest.

6月28日,沪有色金属、沪燃料油大幅反弹,沪橡胶继续下跌。美原油上交易日大幅收高...

大连商品交易所

Table of Dalian Commodity Exchange with columns for Main Contract, Close, Change, and Open Interest.

6月28日,大商所各主力品种全线收高。连大豆早盘高开震荡下跌,午盘又震荡回升...

郑州商品交易所

Table of Zhengzhou Commodity Exchange with columns for Main Contract, Close, Change, and Open Interest.

6月28日,郑商所各主力品种涨跌互现。郑棉早盘小幅高开单边走低,此后维持低位整理...

中国外汇交易中心

Table of China Foreign Exchange Center with columns for Currency, Intermediate Price, and Change.

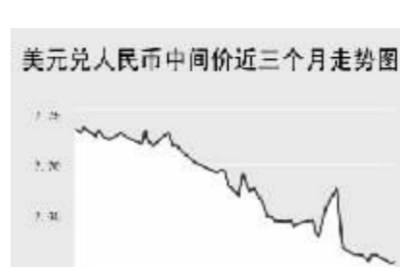


Table of Foreign Exchange Spot Market with columns for Currency Pair, Bid Price, and Offer Price.

中国银行外汇牌价

Table of Bank of China Exchange Rates with columns for Currency Name, Buy Price, and Sell Price.

银行间市场:拆借、回购

Table of Interbank Market: Lending and Repurchase with columns for Term, Shibor(%), and Change (BP).

Table of Interbank Return Fixed Deposit Rate with columns for Variety, Term, Rate(%), and Previous Rate(%).

Table of Interbank Credit Lending with columns for Variety, Weighted Rate(%), Change (Basis Points), and Amount (Billion Yuan).

Table of Interbank Credit Repurchase with columns for Variety, Weighted Rate(%), Change (Basis Points), and Amount (Billion Yuan).

Table of Interbank Buy and Sell Repurchase with columns for Variety, Weighted Rate(%), Change (Basis Points), and Amount (Billion Yuan).

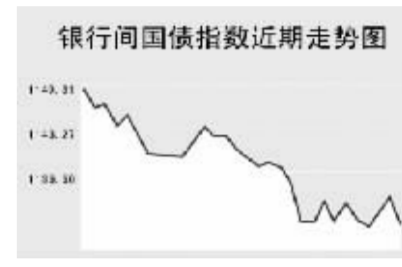
上海银行间同业拆放利率(6月28日)

Table of Shanghai Interbank Offered Rate (Shibor) with columns for Term, Rate, and Change.

债券市场

Table of Securities Market: Bond Index Performance with columns for Name, Close, and Change.

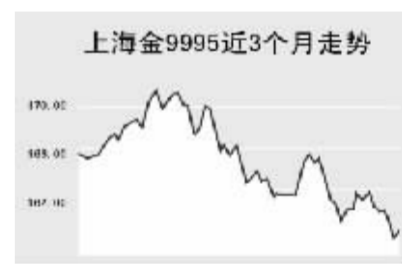
Table of Interbank Market: Bond Index Performance with columns for Name, Close, and Change.



6月28日交易所国债指数呈现微幅上调,收盘点位较前一交易日上涨0.05点;企业债指数出现较大幅回落...

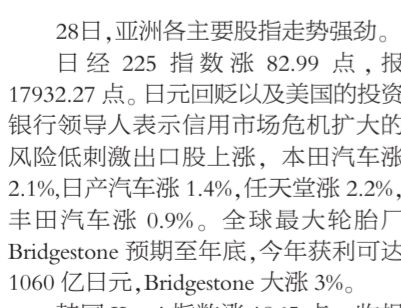
上海黄金交易所

Table of Shanghai Gold Exchange with columns for Contract, Close, and Change.



商 品

Table of Energy Market with columns for Contract, Unit, Latest Price, and Change.



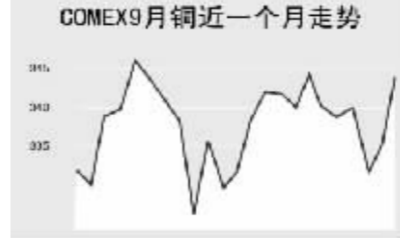
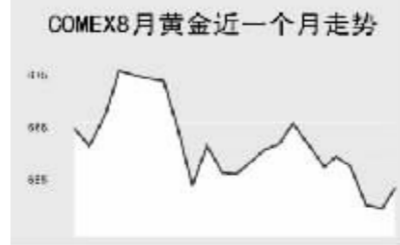
农产品市场

Table of Agricultural Market with columns for Contract, Unit, Latest Price, and Change.



金 属 市 场

Table of Metals Market with columns for Contract, Unit, Latest Price, and Change.



6月28日,纽约原油夜盘大幅回升,截至发稿时间,最新价已经站上70美元关口...

外 汇

Table of Major Currency Exchange Rates with columns for Currency, Value, and Change.

利 率 - 债 券

Table of Major Currency Exchange Rates with columns for Currency, Value, and Change.

Table of Government Bond Yield Rates with columns for Variety, Yield Rate, and Previous Yield Rate.

Table of Government Bond Yield Rates with columns for Variety, Yield Rate, and Previous Yield Rate.