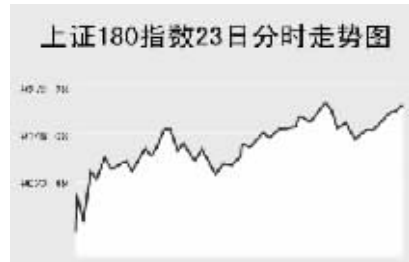


Global markets

CHINA 中国市场

上海证券交易所

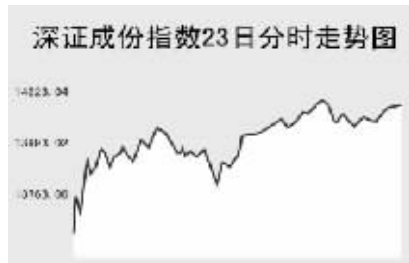


7月23日,上证综指大幅收高,全天收报4213.36点,涨3.81%,沪市当日共成交1543.26亿元。

上证综指早盘高开于当日最低4091.24点,全天指数呈现震荡上扬走势,最高至4220.32点,全天指数收报4213.36点,大涨154.51点。沪市股票当日共成交1543.26亿元,成交大幅放量,并再次超过1500亿。沪市股票几乎全线上涨。钢铁股当日大幅领涨,安阳钢铁、包钢股份、马钢股份等大多数该板块个股涨停报收。电力股同样强势收高,京能热电、梅雁水电、大唐发电涨停。上周末大幅走高的金融股和地产股当日走势有所回软,中国平安、中华企业等股收低。当日成交活跃的个股方面,民生银行涨2.39%,报13.7元;宝钢股份涨停,报12.07元;中国联通涨3.59%,报6.35元;中信证券涨7.04%,报62.07元;中国人寿跌0.79%,报48.98元;亚泰集团涨9.87%,报24.27元;中国石化涨5.83%,报13.79元;雅戈尔涨6.05%,报28.91元。

上证B股指数全天收报299.53点,涨4.52%。上证基金指数全天收报3879.97点,涨4.19%。

深圳证券交易所



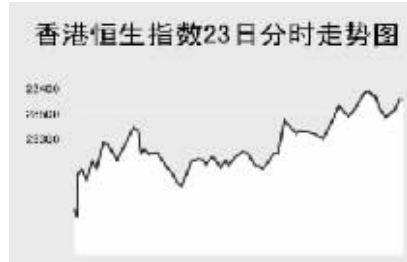
7月23日,深证成份指数全天收报14139.27点,大涨5.38%,深市当日成交764.61亿元。

深成指早盘高开于当日最低13615.3点,全天指数呈现震荡上扬走势,最高至14159.71点,全天收报14139.27点,大涨721.3点。深市当日共成交764.61亿元,成交量增加近五成,深市个股几乎全线上涨,各板块全线飘红。钢铁股当日全线收高,韶钢松山、宝钢板材等超过半数钢铁股涨停报收。煤炭能源股同样走强,广聚能源、国际实业涨停报收,神火股份、西山煤电等个股均有较大幅度上扬。多只地产股冲高

回落,沙河股份小幅收低。当日成交较为活跃的个股方面,万科A涨2.81%,报26.36元;深发展A涨8.1%,报32.95元;吉林敖东涨7.55%,报57.55元;五粮液涨4.17%,报31.2元;宏源证券涨4.94%,报35.05元;银基发展涨2.79%,报11.77元;太钢不锈涨停,报20.38元;中集集团涨6.21%,报28.2元。

中小板指数全天收报4826.63点,涨3.63%。深证B股指数涨4.63%,收报772.09点。深证基金指数收报3856.2点,涨4%。

香港交易所



7月23日,恒生指数收盘再创新高,全线上涨0.3%,收报23365.56点,恒生国企指数涨1.3%,收报13320.42点,全天成交846亿港元。

恒生指数早盘低开于23170.3点,开盘后短暂回落至当日最低23152.5点,之后指数震荡上扬,并维持至午盘,最高至23389.9点,全天收报23365.56点,涨73.7点。恒生国企指数在内地股指大幅走高带动下走势强劲,全天收报13320.42点,大涨168.2点。

瑞银调高了信和置业的股价目标,刺激地产股走强,信和置业上涨2.6%,长江实业涨0.6%,新鸿基地产涨1%,恒基地产涨0.3%。瑞银调降鹰君集团评级,鹰君集团下挫3.2%。内地最大的非寿险保险公司中国财险表示,今年上半年保费收入为495亿元,保险股走强,中国财险飙升14%,中国人寿上涨1.1%,其它内资金融股方面,建设银行涨0.05港元,报6.04港元;中国银行涨0.05港元,报4.22港元;交通银行涨0.12港元,报8.97港元;工商银行涨0.11港元,报5.03港元;招商银行涨0.05港元,报28.55港元;中国平安涨0.65港元,报63.2港元。

Table with 3 columns: Index Name, Close, Change. Lists various market indices like Shanghai 300, Hang Seng, etc.

上海期货交易所

Table with 4 columns: Main Contract, Close Price, Change, Open Interest. Lists commodities like Aluminum, Copper, etc.

7月23日,上海期货交易所各主力品种全线收高。

美原油当日走势疲弱,沪燃料油全天呈现先扬后抑走势,全天收报3637元,涨15元。伦铜、伦铝上交易日大幅走高,当日继续走强,沪铜、沪铝大幅高开冲高后震荡上扬,午盘有所回落,沪铜全天收报70160元,涨1930元;沪铝收报29230元,涨995元。沪锌收报19700元,涨140元。沪橡胶受外盘影响先扬后抑,收报18915元,涨125元。

大连商品交易所

Table with 4 columns: Main Contract, Close Price, Change, Open Interest. Lists commodities like Soybeans, Corn, etc.

7月23日,大商所各主力品种走势疲弱。

美大豆上交易日大幅收阴,当日继续走软,连豆受此影响,全天维持低位震荡,收报3299元,跌10元。连玉米早盘低开冲高后震荡上扬,尾盘快速回落,全天收报1508元,微涨1元。连豆粕与大豆走势基本一致,全天维持低位震荡,收报2595元,跌20元。连豆油早盘低开冲高后震荡回升,午盘后震荡回落,全天收报8126元,跌6元。

郑州商品交易所

Table with 4 columns: Main Contract, Close Price, Change, Open Interest. Lists commodities like Cotton, Wheat, etc.

7月23日,郑商所各主力品种涨跌互现。

郑棉全天呈现震荡上扬走势,收报15085元,涨200元。菜籽油早盘大幅低开冲高后急速上扬,之后维持震荡走势,尾盘有所走低,收报8860元,跌16元。郑糖全天维持在前结算价上方宽幅震荡,全天收报3480元,涨6元。郑麦早盘维持宽幅震荡,午盘略有走高后维持在前结算价上方波动,收报1848元,涨4元。PTA早盘高开冲高后急速回落,之后维持低位整理,全天收报8658元,跌24元。

中国外汇交易中心

Table showing the RMB Exchange Rate Intermediate Price (July 23) with columns for Currency, Intermediate Price, and Change.

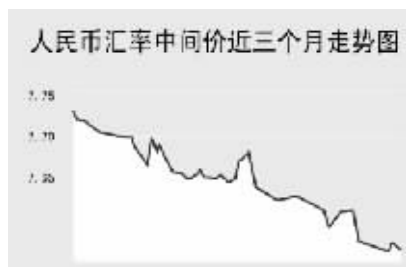


Table showing the Foreign Exchange Spot Transaction Close Price with columns for Currency Pair, Bid Price, and Offer Price.

Table showing the China Bank Foreign Exchange Rate with columns for Currency Name, Buy Price, and Sell Price.

Table showing the Interbank Repurchase Rate with columns for Term, Shibor(%), and Change (BP).

Table showing the Interbank Intraday Repurchase Rate with columns for Term, Shibor(%), and Change (BP).

Table showing the Interbank Intraday Repurchase Rate with columns for Term, Shibor(%), and Change (BP).

Table showing the Interbank Intraday Repurchase Rate with columns for Term, Shibor(%), and Change (BP).

银行间市场:拆借、回购

Table showing the Interbank Market: Repurchase Rate (July 23) with columns for Term, Shibor(%), and Change (BP).

Table showing the Interbank Market: Repurchase Rate with columns for Term, Shibor(%), and Change (BP).

Table showing the Interbank Market: Repurchase Rate with columns for Term, Shibor(%), and Change (BP).

Table showing the Interbank Market: Repurchase Rate with columns for Term, Shibor(%), and Change (BP).

Table showing the Interbank Market: Repurchase Rate with columns for Term, Shibor(%), and Change (BP).

Table showing the Interbank Market: Repurchase Rate with columns for Term, Shibor(%), and Change (BP).

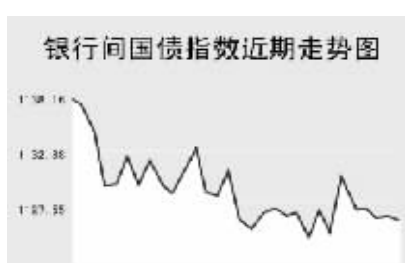
Table showing the Interbank Market: Repurchase Rate with columns for Term, Shibor(%), and Change (BP).

Table showing the Interbank Market: Repurchase Rate with columns for Term, Shibor(%), and Change (BP).

债券市场

Table showing the Bond Market: Bond Index Price with columns for Name, Close Price, and Change.

Table showing the Bond Market: Bond Index Price with columns for Name, Close Price, and Change.



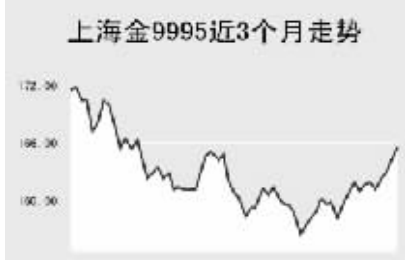
7月23日交易所指数小幅下跌,银行间国债指数微幅上涨,交易所企业债指数较大幅度上涨,而银行间市场除长期指数和新债指数有所下跌外,其他指数都有所上涨。

上证国债指数以110.02点开盘,随后震荡走低,最低达到109.65点,收盘时有所回升,最终以109.72点收盘,较前一交易日下跌0.29点。银行间国债指数以1132.24点开盘,随后逐渐走低,最低达到1124.08点,最终以1125.83点收盘,较前一交易日下跌0.25点。

交易所企业债品种较大幅度上涨,上证企业债指数收盘为117.93点,较前一交易日上涨0.20点,巨潮企业债指数收盘为118.01点,上涨0.27点。银行间债券市场中,长期指数和新债指数分别下跌0.74点和2.64点,其他指数不同幅度上涨。

上海黄金交易所

Table showing the Shanghai Gold Exchange: Gold Price with columns for Contract, Close Price, and Change.



WORLD 国际市场

股→票

Table showing the Asia Pacific Main Stock Market with columns for Index Name, Close, and Change.

7月23日,亚洲各主要股指涨跌互现。日经225指数跌194.29点,报17963.64点。日元兑美元升至六周最高,产品外销美国公司股价下跌,本田汽车下跌2%,Sony下跌2.1%。日经新闻报道,东京电力4月1日起的新会计年度获利可能不到预测一半,东京电力公司下跌2.7%。

韩国Kospi股市指数创新高,全天下涨9.51点,收报1993.05点。手机和液晶显示器价格上涨,德银等券商看涨LG电子,LG电子上涨2.7%。投资人预期韩国经济提升会激励企业获利,国民银行上涨1.9%,浦项钢铁上涨1.5%。新加坡海峡时报指数跌16.03点,报3635.35点。新加坡政府可能采取行动遏制房地产市场投机风气,嘉德置地下跌0.7%,City Developments下跌1.9%。据三名银行业者表示,吉宝有意竞标淡马锡控股的电力事业,吉宝上涨3.7%。

欧洲、非洲、中东主要股票市场

Table showing the Europe, Africa, and Middle East Main Stock Market with columns for Index Name, Close, and Change.

7月23日,欧洲各主要指数走高。截至发稿时间,英国富时100指数涨21.1点,最新报6606.3点。巴克莱、荷兰皇家壳牌等股领涨大盘,德国DAX30指数涨30.95点,最新报7905.8点。SAP公司、戴姆勒克萊斯勒等股走高支撑指数。法国CAC40指数涨16.45点,最新报5973.61点。道达尔、Arcelor Mittal等股走高带动指数上扬。

Table showing the America Main Stock Market with columns for Index Name, Close, and Change.

商品→期货

Table showing the Energy Market with columns for Contract, Unit, Latest Price, and Change.

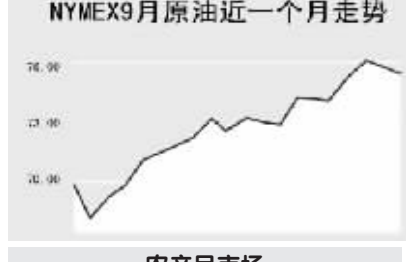
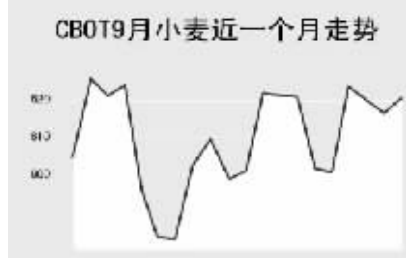
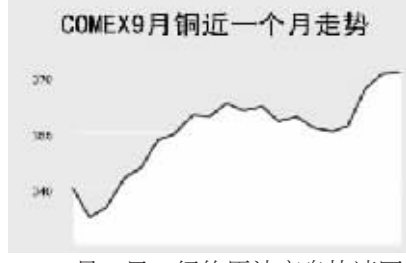
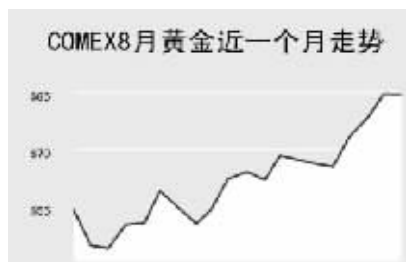


Table showing the Agricultural Market with columns for Contract, Unit, Latest Price, and Change.



金属市场

Table showing the Metal Market with columns for Contract, Unit, Latest Price, and Change.



7月23日,纽约原油收盘快速回落,截至发稿时间,9月原油期货最新价74.78美元,跌0.99美元。布伦特9月原油报76.66美元,跌0.85美元;伦敦有色金属全线走软,截至发稿时间,伦铜跌65美元,报8070美元;伦铝跌20美元,报2830美元。芝加哥农产品方面,9月大豆最新价报836.75美分,跌6.5美分。

外→汇

Table showing the Main Currency Exchange Rate with columns for Currency, Value, Change, and Rate.

Table showing the Main Currency Exchange Rate with columns for Currency, Value, Change, and Rate.

Table showing the Main Currency Exchange Rate with columns for Currency, Value, Change, and Rate.

Table showing the Main Currency Exchange Rate with columns for Currency, Value, Change, and Rate.

利率→债券

Table showing the Main Currency Exchange Rate with columns for Currency, Value, Change, and Rate.

Table showing the Main Currency Exchange Rate with columns for Currency, Value, Change, and Rate.

Table showing the Main Currency Exchange Rate with columns for Currency, Value, Change, and Rate.

Table showing the Main Currency Exchange Rate with columns for Currency, Value, Change, and Rate.