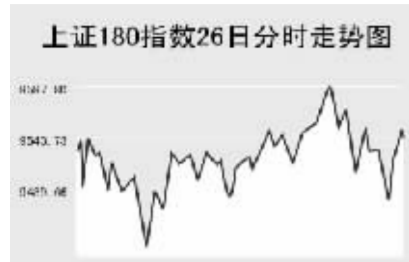


Global markets

CHINA 中国市场

上海证券交易所

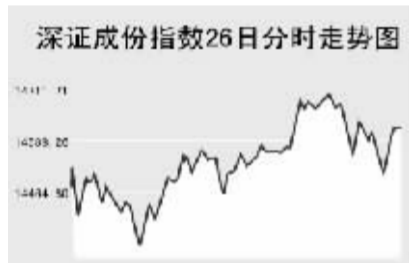


7月26日,上证综指创历史新高,全天收报4346.46点,涨0.52%,沪市当日共成交1327.86亿元。

上证综指早盘高开于4347.78点,开盘即破前期高点,之后指数震荡回落,最低至4304.19点,此后指数呈现宽幅震荡,最高4371.51点创历史新高,全天收报4346.46点,上涨22.49点。

上证B股指数全天收报318.04点,涨2.82%。上证基金指数全天收报3962.69点,涨0.41%。

深圳证券交易所



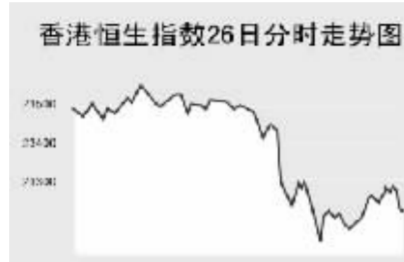
7月26日,深证成份指数创历史新高,全天收报14619.74点,涨1.5%,深市当日成交733.98亿元。

深成指早盘跳空高开于14477.5点,开盘后指数震荡回落至当日最低14350.75点,之后指数震荡走高,最高14703.17点创历史新高,此后指数有所回落,全天指数收14619.74点,上涨216.66点。

度上涨。部分中小板次新股跌幅较大,黑猫股份、荣信股份跌幅超过4%。当日成交较为活跃的个股方面,万科A涨0.59%,报27.41元;宁波银行涨0.42%,报28.7元;锌业股份涨4.19%,报20.66元;宏源证券涨3.02%,报37.2元;吉林敖东涨7.21%,报62.19元;深发展A跌0.6%,报34.99元;五粮液涨1.19%,报31.35元。

中小板指数全天收报4958.45点,涨0.8%。深证B股指数涨1.2%,收报790.35点。深证基金指数收报3925.46点,涨0.84%。

香港交易所



7月26日,恒生指数下跌0.6%,收报23211.7点,恒生国企指数下跌0.3%,收报13357.02点,全天成交1023亿港元。

恒生指数早盘高开于23494点,开盘后指数维持高位震荡,期间最高至23557.7点,早盘收盘前指数震荡回落,午盘开盘后加速下跌,最低至23127.8点,之后有所回升,全天收报23211.7点,跌150.5点。

市场认为最近股市上涨过度,中国移动领跌,中国移动下跌1.7%,信和置业下跌3%。中国保监会已正式发布新的规定将保险机构可用于境外投资的资金比例自5%提高至15%,中国人寿上涨1.4%,中国平安上涨0.8%。高速切削刀具制造商天工国际以每股6.36港元的价格首发1.30亿股股票,该公司首日上市股价大涨82%。

Table with columns: Index Name, Close, Change. Lists various market indices like Shanghai 300, Hang Seng, etc.

上海期货交易所

Table with columns: Main Contract, Close Price, Change, Open Interest. Lists commodities like Aluminum, Copper, etc.

7月26日,沪铝小幅收低,其他品种收高。

美原油上交易日夜盘大幅走高,沪燃料油早盘大幅高开,开盘后略有回落,之后维持高位整理,全天收报3638元,大涨80元。

大连商品交易所

Table with columns: Main Contract, Close Price, Change, Open Interest. Lists commodities like Soybean, Corn, etc.

7月26日,大商所各主力品种全线收高。

美大豆上交易日夜盘收低,连大豆早盘小幅低开,盘中受外盘上扬带动单边走高,全天收报3320元,涨39元。

郑州商品交易所

Table with columns: Main Contract, Close Price, Change, Open Interest. Lists commodities like Cotton, Wheat, etc.

7月26日,PTA小幅收低,其他主力品种收高。

郑棉早盘高开,全天围绕前结算价宽幅震荡,收报15070元,涨5元。菜籽油全天维持前结算价上方宽幅震荡,收报8900元,涨22元。

中国外汇交易中心

Table showing the RMB Exchange Rate Intermediate Price (July 26) for various currencies like USD, HKD, JPY, etc.

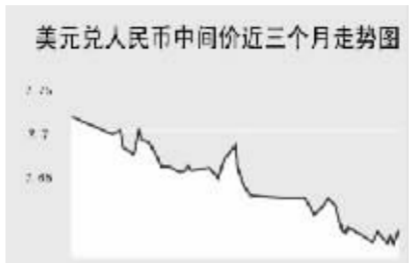


Table showing the Foreign Exchange Spot Market Closing Price for various currencies.

Table showing the China Bank Foreign Exchange Rate for various currencies.

Table showing the Interbank Bid-Ask Rate for various currencies.

Table showing the Interbank Repurchase Rate for various currencies.

Table showing the Interbank Repurchase Rate for various currencies.

Table showing the Interbank Repurchase Rate for various currencies.

Table showing the Interbank Repurchase Rate for various currencies.

银行间市场:拆借、回购

Table showing the Interbank Market Bid-Ask Rate (July 26) for various terms like O/N, 1W, etc.

银行间回购定盘利率

Table showing the Interbank Repurchase Fixed Rate for various terms like FR001, FR007, etc.

银行间信用拆借行情

Table showing the Interbank Credit Bid-Ask Rate for various terms like IBO001, IBO007, etc.

银行间质押式回购行情

Table showing the Interbank Repurchase Rate for various terms like R001, R007, etc.

银行间买断式回购行情

Table showing the Interbank Buy-out Repurchase Rate for various terms like OR001, OR007, etc.

7月26日上海银行间同业拆放利率(shibor)各品种利率涨跌互现。其中,隔夜品种利率1.8207%,下调2.34个基点,两周品种利率2.4053%,下调46.15个基点。

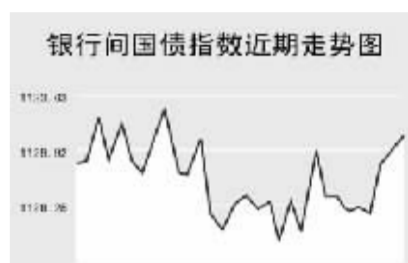
7月26日全国银行间同业拆借市场全天成交金额为500.73亿元,成交量较前一交易日增加107.4890亿元,加权平均利率水平为1.8812%,下调2.75个基点;

7月26日全国银行间质押式回购市场全天共成交1536.6765亿元,成交量温和放大,较前一交易日增加87.115亿元,加权平均利率下调3.49个基点,水平为1.951%。

债券市场

Table showing the Securities Market Bond Index Performance for various indices like Shanghai Government Bond, etc.

Table showing the Interbank Market Bond Index Performance for various terms like Government Bond, etc.



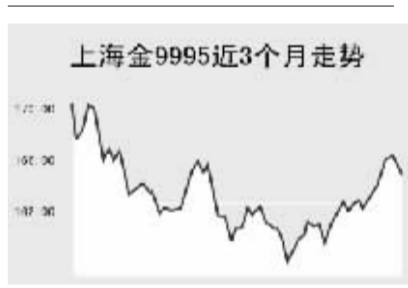
7月26日交易所国债指数呈现微幅上调,收盘点位较前一交易日上涨0.06点;企业债指数小幅下跌,银行间债市各品种纷纷上涨。

上证国债指数以109.72点开盘,最高达到109.78点,最低达到109.57点,最终以109.77点收盘,较前一交易日上涨0.06点。

交易所企业债品种出现小幅下跌,上证企业债指数收盘为117.87点,较前一交易日下跌0.14点,巨潮企业债指数收盘为117.6点,下跌0.18点。

上海黄金交易所

Table showing the Shanghai Gold Exchange Bid-Ask Rate for various gold products like Au9995, Au999, etc.



WORLD 国际市场

股→票

Table showing the Asia Pacific Main Stock Market indices like Nikkei 225, Hang Seng, etc.

7月26日,亚洲各主要股指大幅下跌。日经225指数跌156.33点,报17702.09点。国际金、铜价格下跌,贸易和金属相关股走低,三菱商事跌2.6%,住友金属矿山跌4.5%。

韩国Kospi指数出现四个多月来最大跌幅,当日大跌40.68点,收报1963.54点。现代汽车第二季获利高于预期,代汽车上涨2.1%,双龙汽车上涨1.9%。

欧洲、非洲、中东主要股票市场

Table showing the Europe, Africa, and Middle East Main Stock Market indices like FTSE 100, DAX, etc.

7月26日,欧洲各主要指数大幅下跌。截至发稿时间,英国富时100指数跌109.7点,最新报6344.6点。英美公司、苏格兰皇家银行等股领跌大盘。

Table showing the America Main Stock Market indices like Dow Jones, S&P 500, etc.

商品→期货

Table showing the Energy Market prices for various commodities like Oil, Gas, etc.

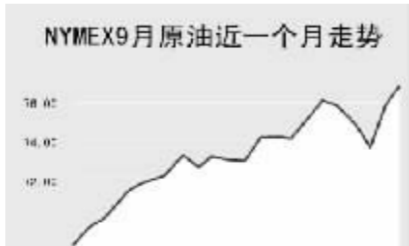


Table showing the Agricultural Market prices for various commodities like Soybean, Wheat, etc.



金属市场

Table showing the Metal Market prices for various metals like Gold, Silver, etc.

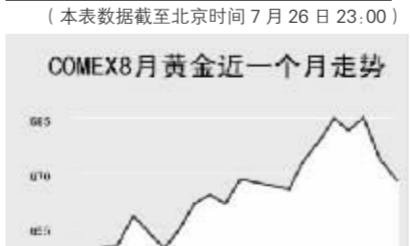


Table showing the Metal Market prices for various metals like Copper, Aluminum, etc.

7月26日,纽约原油当日盘中大幅走高,截至发稿时间,9月原油期货报77.08美元,涨1.2美元。布伦特9月原油期货报76.93美元,涨0.43美元;伦敦有色金属走势疲弱,截至发稿时间,伦铜跌25美元,报7800美元;伦铝跌32.5美元,报2745美元。

外→汇

Table showing the Major Currency Exchange Rates for USD, EUR, GBP, etc.

Table showing the Major Currency Exchange Rates for USD, EUR, GBP, etc.

Table showing the Major Currency Exchange Rates for USD, EUR, GBP, etc.

Table showing the Major Currency Exchange Rates for USD, EUR, GBP, etc.

利率→债券

Table showing the Major Currency Exchange Rates for USD, EUR, GBP, etc.

Table showing the Major Currency Exchange Rates for USD, EUR, GBP, etc.

Table showing the Major Currency Exchange Rates for USD, EUR, GBP, etc.

Table showing the Government Bond Yield Rates for various countries like US, UK, etc.