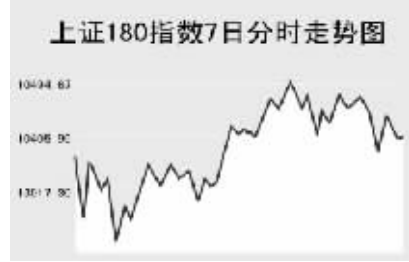


Global markets

CHINA 中国市场

上海证券交易所

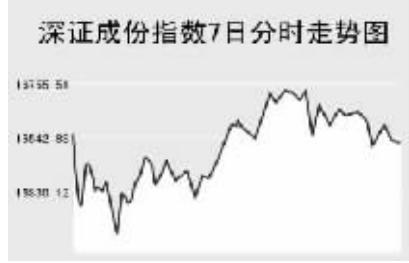


8月7日,上证综指再创新高,全天收报4651.23点,涨0.5%,沪市当日共成交1801.47亿元。

上证综指早盘高开于4642.01点,开盘后指数震荡回落,最低至4581.29点,之后震荡上扬,并延续至午盘,最高至4687.44点创历史新高,全天收报4651.23点,涨23.12点。

上证B股指数全天收报322.74点,跌0.26%。上证基金指数全天收报4186.61点,跌0.28%。

深圳证券交易所



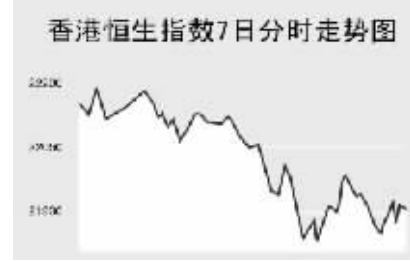
8月7日,深证成份指数再创新高,全天收报16523.27点,跌0.12%,深市当日成交964.56亿元。

深成指早盘平盘开出,开盘出现两波快速回落,最低至16159.01点,之后震荡上扬,最高至16735.61点,并创历史新高,此后指数有所回落,全天收报16523.27点,跌幅下跌19.54点,深市股票当日共成交964.56亿元。

煤、陕西金叶跌幅较大。当日成交较为活跃的个股方面,万科A跌1.74%,报33.38元;铜都铜业涨0.36%,报25.4元;中集集团涨1.18%,报32.5元;云铝股份涨6.15%,报20.9元;五粮液跌2.3%,报32.29元;金融街跌3.6%,报42.8元;泰达股份跌0.46%,报32.45元。

中小板指数全天收报5358.29点,涨0.52%。深证B股指数跌0.06%,收报796点。深证基金指数收报4174.44点,跌0.57%。

香港交易所



8月7日,香港恒生指数跌0.13%,收报21907.99点,恒生国企指数跌1.09%,收报12132.64点,全天成交767.7亿港元。

恒生指数早盘高开于22171.9点,开盘即上扬至当日最高22177.8点,之后震荡回落,午盘加速下跌,最低至21833.1点,之后维持震荡走势,全天收报21907.99点,跌28.7点。

国际原油价格创七个月来最大跌幅,石油能源股下跌,中海油下挫1.6%,中国石跌1.1%。而受益于原油价格下跌,航空股上扬,国泰航空上扬3.4%,中国国际航空涨0.8%。

7日,大商所各主力品种全线收低。美大豆上交易日夜盘快速回升,连5月大豆早盘小幅高开,盘中受外盘影响单边走低,收报3465元,跌39元。

Table with columns: Index Name, Close, Change. Includes Shanghai 300 Index, Hang Seng Composite, etc.

上海期货交易所

Table with columns: Main Contract, Settlement Price, Change, Holdings. Includes Aluminum, Copper, Fuel Oil, etc.

8月7日,沪燃料油大幅下挫,其他品种收高。

美原油上交易日大幅下挫,当日继续走低,沪燃料油早盘大幅低开,之后维持低位波动,收报3490元,大跌90元。

大连商品交易所

Table with columns: Main Contract, Settlement Price, Change, Holdings. Includes Soybean, Corn, LLDPE, etc.

7日,大商所各主力品种全线收低。美大豆上交易日夜盘快速回升,连5月大豆早盘小幅高开,盘中受外盘影响单边走低,收报3465元,跌39元。

郑州商品交易所

Table with columns: Main Contract, Settlement Price, Change, Holdings. Includes Cotton, Soybean Meal, etc.

8月7日,郑商所各主力品种全线收低。美棉上交易日收低,郑棉开盘后快速回落,之后震荡走低,收报14935元,跌150元。

中国外汇交易中心

Table with columns: Currency, Intermediate Price, Change. Includes USD/RMB, HKD/RMB, etc.

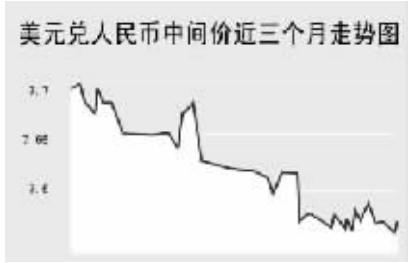


Table with columns: Currency Pair, Bid Price, Offer Price. Includes USD/RMB, HKD/RMB, etc.

Table with columns: Currency Pair, Bid Price, Offer Price. Includes USD/RMB, HKD/RMB, etc.

Table with columns: Currency Name, Buy Price, Sell Price. Includes GBP, HKD, USD, etc.

Table with columns: Currency Name, Buy Price, Sell Price. Includes AUD, EUR, etc.

8月7日人民币兑美元小幅贬值,美元兑人民币的中间价报于7.569,较上一交易日上调92个基点。

人民币兑其他主要货币的中间价中,人民币相对日元和英镑表现为升值,100日元兑换6.3763元人民币,下调0.0529;1英镑兑换15.3817元人民币,下调0.0728。

银行间市场:拆借、回购

Table with columns: Term, Shibor(%), Change(BP). Includes O/N, 1W, 2W, etc.

Table with columns: Variety, Term, Rate(%), Previous Rate(%). Includes FR001, FR007, etc.

Table with columns: Variety, Weighted Rate(%), Change, Transaction Amount. Includes IB0001, IB0007, etc.

Table with columns: Variety, Weighted Rate(%), Change, Transaction Amount. Includes R001, R007, etc.

Table with columns: Variety, Weighted Rate(%), Change, Transaction Amount. Includes OR001, OR007, etc.

Table with columns: Variety, Weighted Rate(%), Change, Transaction Amount. Includes OR001, OR007, etc.

8月7日上海银行同业拆放利率(shibor)各品种利率涨跌互现。其中,隔夜品种利率1.9455%,下调2.16个基点。

8月7日全国银行同业拆借市场全天成交金额为454.252亿元,成交较前一交易日减少52.893亿元。

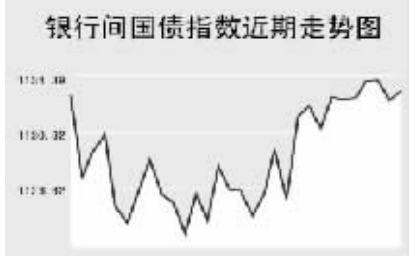
8月7日全国银行间质押式回购市场全天共成交1505.6198亿元,成交量较前一交易日减少274.8959亿元。

8月7日全国银行间质押式回购市场全天共成交1505.6198亿元,成交量较前一交易日减少274.8959亿元。

债券市场

Table with columns: Name, Close, Change. Includes Shanghai Government Bond Index, etc.

Table with columns: Name, Close, Change. Includes Government Bond Index, etc.



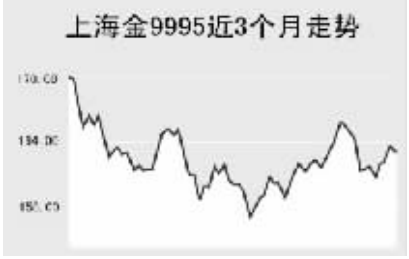
8月7日交易所国债指数呈现微幅上涨,收盘点位较前一交易日上涨0.03点;企业债指数小幅下跌,银行间债市各品种纷纷上涨。

上证国债指数以109.98点开盘,最高达到110.01点,最低达到109.87点,最终以110点收盘,较前一交易日上涨0.03点。

交易所企业债品种出现小幅下跌,上证企业债指数收盘为116.71点,较前一交易日下跌0.43点。

上海黄金交易所

Table with columns: Contract, Close, Change. Includes Au9995, Au9999, etc.



WORLD 国际市场

股→票

Table with columns: Index Name, Close, Change. Includes Asia Pacific Major Stock Market, etc.

8月7日,亚洲各主要股指涨跌互现。

日经225指数上涨7.31点,报16921.77点。国际原油价格上交易日大幅下挫,铜、金价格也出现一定幅度下跌。

市场预期美国政府将放宽法令降低房贷市场损失,韩国Kospi指数涨4.77点,报1859.82点。

欧洲、非洲、中东主要股票市场

Table with columns: Index Name, Latest, Change, Previous Close. Includes Eurozone, Africa, etc.

8月7日,欧洲各主要指数走高。

截至发稿时间,英国富时100指数涨51.4点,最新报6240.5点。

Table with columns: Index Name, Latest, Change, Previous Close. Includes Americas Major Stock Market, etc.

商品→期货

Table with columns: Contract, Unit, Latest Price, Change. Includes Energy Market, etc.

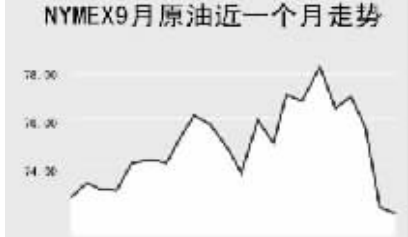
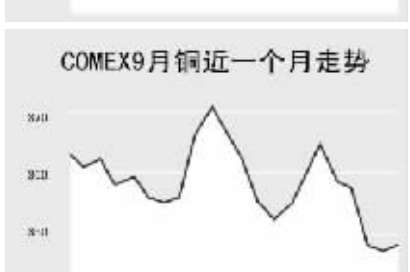
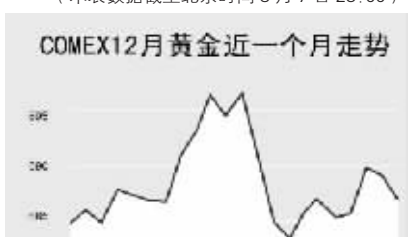


Table with columns: Contract, Unit, Latest Price, Change. Includes Agricultural Market, etc.



金属市场

Table with columns: Contract, Unit, Latest Price, Change. Includes COMEX Gold, Silver, etc.



8月7日,纽约原油当日夜盘快速反弹后继续回落,截至发稿时间,9月原油期货最新价报71.63美元,跌0.19美元。

外→汇

Table with columns: Variety, USD Price, Change, EUR Price, Change. Includes Major Currency Exchange Rates.

利率→债券

Table with columns: Variety, USD Rate, Change, GBP Rate, Change, etc.

Table with columns: Variety, Yield Rate, Previous Yield Rate. Includes Government Bond Yield Rates.

Table with columns: Variety, Yield Rate, Previous Yield Rate. Includes Government Bond Yield Rates.