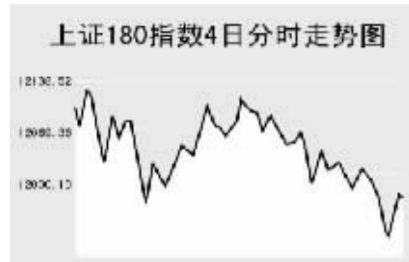


Global markets

CHINA 中国市场

上海证券交易所

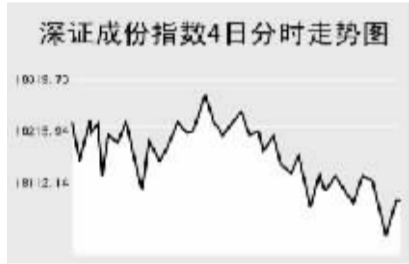


9月4日,上证综指全天收报5294.04点,跌0.51%,沪市当日共成交1864.25亿元。

上证综指早盘高开于5333.4点,开盘后指数快速回落,随后窄幅震荡,最高至5357.93点,午后指数逐级下探,最低至5265点,收盘有所回升,全天收报5294.04点,跌27.01点。

上证B股指数全天收报327.92点,跌0.94%。上证基金指数全天收报4497.55点,跌1.61%。

深圳证券交易所



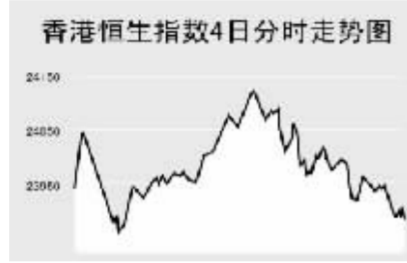
9月4日,深证成份指数全天收报18050.78点,跌0.62%,深市当日成交985.15亿元。

深成指早盘高开于18217.84点,随后维持窄幅震荡,最高至18288.9点,此后逐渐走弱扩大跌幅,最低至17961.35点。

2.66%。当日成交较为活跃个股方面,中集集团涨3.46%,报31.4元;五粮液跌2.43%,报35.26元;宝钢不锈钢跌2.93%,报27.18元;深发展跌2.32%,报37元,中关村跌7.39%,报14.17元。

中小板指数全天收报5619.41点,跌0.91%。深证B股指数跌0.82%,收报744.67点。深证基金指数收报4426.99点,跌1.69%。

香港交易所



9月4日,香港恒生指数跌0.1%,收报23886.07点,全天成交921亿港元。恒生国企指数涨0.3%,收报14338.88点。

恒生指数早盘高开于23937.46点,快速冲高后回补了当日跳空缺口,随后指数震荡走高,最高至24127.16点,但午后指数风云突变逐步回落,收盘微跌,全天收报23886.07点,跌18.02点。

恒生国企指数全天收报14338.88点,涨41.78点。

因市场猜测当天要发布的美国制造业数据将加大美联储降息的可能性,而香港金管局每次都会跟随美联储调整利率,以维持港元与美元的联系汇率制。当日新鸿基地产引领地产股上涨。新鸿基地产上涨2.70港元,或2.6%,收报107.70港元。恒隆地产上涨0.90港元,或3.2%,收报28.95港元。

Table with columns: Index Name, Close, Change. Lists various market indices like Shanghai 300, Hang Seng, etc.

上海期货交易所

Table with columns: Main Contract, Close Price, Change, Holdings. Lists commodities like Aluminum, Copper, etc.

9月4日,上海期交所各主力品种合约纷纷下跌。

美原油隔夜冲高回落但仍红盘收收,沪燃料油早盘高开,此后窄幅震荡整理,午后短暂冲高,收盘却快速跳水,收报3461元,跌18元。

大连商品交易所

Table with columns: Main Contract, Close Price, Change, Holdings. Lists commodities like Soybean, Corn, etc.

9月4日,大连商品交易所各主力品种合约涨跌互现。

连大豆早盘高开走高,但尾盘却出现快速回落收窄涨幅,收报3866元,涨69元。连玉米同连大豆走势相近,收报1638元,微涨1元。

郑州商品交易所

Table with columns: Main Contract, Close Price, Change, Holdings. Lists commodities like Cotton, Wheat, etc.

9月4日,郑商所各主力品种合约纷纷下跌。

郑棉全天低开低走,收报14265元,跌195元。菜籽油高开低走,尾盘加速下跌,收报9116元,跌38元。

中国外汇交易中心

Table with columns: Currency, Intermediate Price, Change. Lists exchange rates for USD, HKD, JPY, etc.

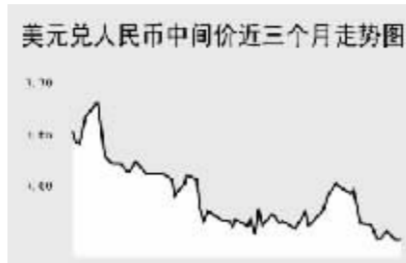


Table with columns: Currency Pair, Bid Price, Offer Price. Lists interbank swap rates for various currencies.

Table with columns: Currency Pair, Bid Price, Offer Price. Lists interbank swap rates for various currencies.

中国银行外汇牌价

Table with columns: Currency Name, Buy Price, Sell Price. Lists bank selling rates for various currencies.

(本表数据截至北京时间9月4日17:30)

9月4日人民币兑美元呈现小幅回调,美元兑人民币的中间价报于7.5556,较前一交易日上调10个基点。

人民币兑美元出现窄幅震荡,汇率较3日下调10个基点,人民币兑其他主要货币的中间价中,人民币相对英镑、港币表现为贬值。

银行间市场:拆借、回购

Table with columns: Term, Shibor(%), Change(BP). Lists interbank market rates for various terms.

Table with columns: Variety, Term, Rate(%), Previous Rate(%). Lists interbank repurchase rates.

Table with columns: Variety, Rate(%), Change(Basis Points), Volume(Billion Yuan), Increase/Decrease(Billion Yuan). Lists interbank swap rates.

Table with columns: Variety, Rate(%), Change(Basis Points), Volume(Billion Yuan), Increase/Decrease(Billion Yuan). Lists interbank swap rates.

Table with columns: Variety, Rate(%), Change(Basis Points), Volume(Billion Yuan), Increase/Decrease(Billion Yuan). Lists interbank swap rates.

Table with columns: Variety, Rate(%), Change(Basis Points), Volume(Billion Yuan), Increase/Decrease(Billion Yuan). Lists interbank swap rates.

Table with columns: Variety, Rate(%), Change(Basis Points), Volume(Billion Yuan), Increase/Decrease(Billion Yuan). Lists interbank swap rates.

Table with columns: Variety, Rate(%), Change(Basis Points), Volume(Billion Yuan), Increase/Decrease(Billion Yuan). Lists interbank swap rates.

9月4日上海银行间同业拆放利率(shibor)各品种利率除一周品种、两周品种利率下调26.15个基点,0.28个基点外,其余各品种利率纷纷上调。其中,隔夜品种利率1.886%,上调6.63个基点,一月品种利率2.9625%,上调5.44个基点。

9月4日全国银行间同业拆借市场全天成交金额为505.0500亿元,成交量较前一交易日大幅减少200.9600亿元,加权平均利率水平为1.9984%,下调5.49个基点。

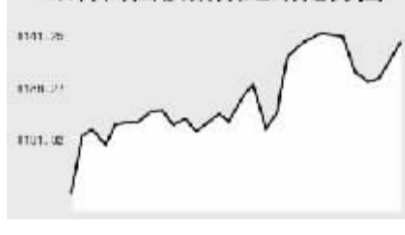
9月4日全国银行间质押式回购市场全天共成交1871.6003亿元,成交量小幅缩减,较前一交易日减少74.6008亿元,加权平均利率水平为2.1005%。

债券市场

Table with columns: Name, Close Price, Change. Lists various bond indices.

Table with columns: Name, Close Price, Change. Lists various bond indices.

Table with columns: Name, Close Price, Change. Lists various bond indices.



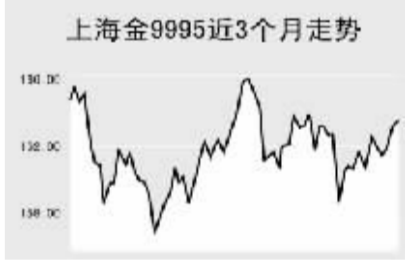
9月4日交易所国债指数呈现小幅收低,收盘点位较前一交易日下跌0.04点;企业债指数止住震荡下行态势,银行间债市各品种涨跌不一。

上证国债指数以110.27点开盘,最高达到110.27点,最低达到110.17点,最终以110.22点收盘,较前一交易日下跌0.04点。

交易所企业债品种呈现窄幅震荡,上证企业债指数收盘为115.41点,与前一交易日持平,巨潮企业债指数收盘为114.84点,微涨0.01点。

银行间国债指数以1143.87点开盘,这也是全天最高点,随后逐渐走低,最低达到1140.55点,最终以1140.82点收盘,较前一交易日上涨1.65点。

Table with columns: Contract, Close Price, Change. Lists various gold and silver contracts.



WORLD 国际市场

股→票

Table with columns: Index Name, Close, Change. Lists major stock indices from Asia to the Philippines.

9月4日,亚洲各主要股指纷纷下跌。日经225指数全天跌104.46点,报16420.47点。

韩国KOSPI指数跌7.07点,报1874.74点。高盛公司表示美国信用问题恐有损外销业者获利,三星电子等外销类股下跌。

新加坡海峡时报指数跌10.16点,收报3376.06点。投资者担心股市成交量减少,影响新加坡交易所及券商股的获利。

欧洲、非洲、中东主要股票市场

Table with columns: Index Name, Latest, Change, Previous Close. Lists major stock indices from Europe to Israel.

9月4日,欧洲各主要指数窄幅震荡。

截至发稿时间,英国富时100指数涨2.5点,最新报6317.7点,荷兰皇家壳牌、英国石油领涨大盘。

Table with columns: Index Name, Latest, Change, Previous Close. Lists major stock indices from North America to Brazil.

商品→期货

Table with columns: Contract, Unit, Latest Price, Change. Lists energy and agricultural commodity futures.

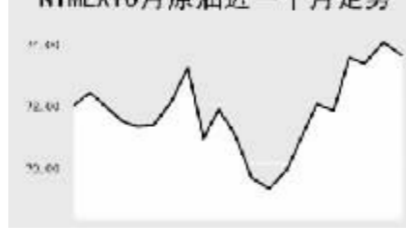
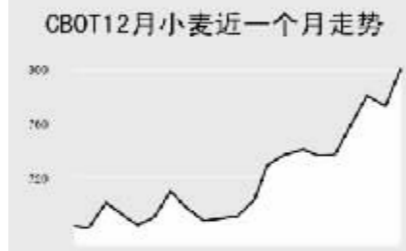
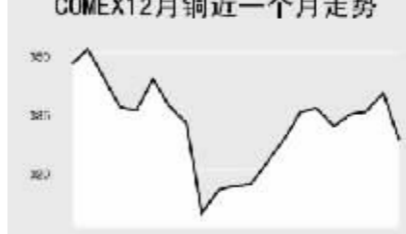
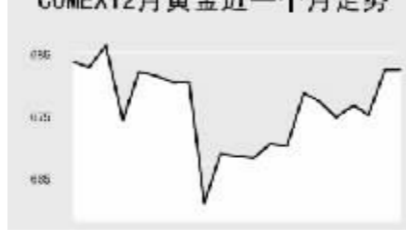


Table with columns: Contract, Unit, Latest Price, Change. Lists agricultural commodity futures.



金属市场

Table with columns: Contract, Unit, Latest Price, Change. Lists various metal futures.



9月4日,纽约原油宽幅震荡,冲击75美元关口受阻回落,截至发稿时间,10月原油期货最新价报74.67美元,涨0.28美元。

外→汇

Table with columns: Variety, USD Value, Change, EUR Value, Change. Lists major foreign exchange rates.

Table with columns: Variety, USD Value, Change, EUR Value, Change. Lists major foreign exchange rates.

Table with columns: Variety, USD Value, Change, EUR Value, Change. Lists major foreign exchange rates.

Table with columns: Variety, USD Value, Change, EUR Value, Change. Lists major foreign exchange rates.

Table with columns: Variety, USD Value, Change, EUR Value, Change. Lists major foreign exchange rates.

利率→债券

Table with columns: Variety, Rate(%), Change. Lists various interest rates.

Table with columns: Variety, Rate(%), Change. Lists various interest rates.

Table with columns: Variety, Rate(%), Change. Lists various interest rates.

Table with columns: Variety, Rate(%), Change. Lists various interest rates.

Table with columns: Variety, Rate(%), Change. Lists various interest rates.