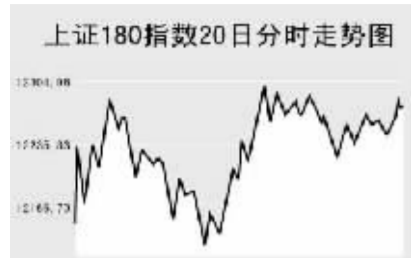


Global markets

CHINA 中国市场

上海证券交易所

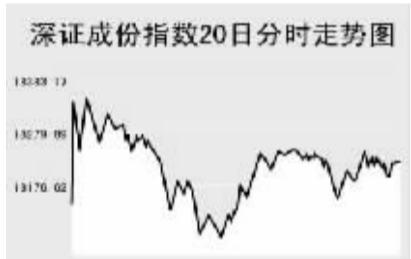


9月20日,上证综指再创新高,全天收报5470.06点,涨1.39%,沪市当日共成交1431.81亿元。

上证综指早盘高开于5408.48点,开盘后冲高回落,最低至5396.11点,之后快速上揚,最高5482.42点创历史新高,此后维持震荡走势,全天收报5470.06点,涨74.8点。

上证B股指数全天收报360.17点,涨0.15%。上证基金指数全天收报4387.05点,跌0.35%。

深圳证券交易所



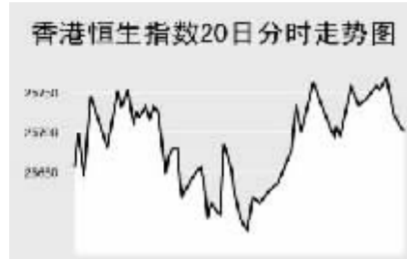
9月20日,深证成份指数全天收报18221.74点,涨0.82%,深市当日成交728.39亿元。

深成指早盘高开于18139.95点,开盘后短暂上揚至当日最高18360.24点,之后震荡下跌,最低至18073.24点,短暂反弹后指数呈现震荡走势,全天收报18221.74点,涨148.76点。

弱。当日成交较为活跃的个股方面,中集集团涨9.27%,报34.08元;万科A跌1.1%,报30.46元;铜都铜业涨5.22%,报29元;中企岭南涨停,报53.79元;东莞控股涨7.45%,报13.55元;五粮液平盘报收于39.1元;太钢不锈钢涨3.65%,报31.8元;云铝股份涨1.09%,报29.73元。

中小板指数全天收报5395.56点,涨0.47%。深证B股指数涨0.44%,收报779.46点。深证基金指数收报4314.85点,跌0.41%。

香港交易所



9月20日,香港恒生指数再创新高,收报25701.13点,涨0.57%,恒生国企指数涨1.95%,收报15552.23点,全天成交1189亿港元。

恒生指数早盘高开于25638.3点,开盘后指数震荡回落,最低至25571.2点,之后快速上揚,午盘最高至25773.6点,并创历史新高,尾盘略有回落,全天收报25701.13点,涨146.5点。

中国移动八月份新增手机用户559万,中国移动涨1.5%。上交易日香港交易所成交创天量,香港交易所升1.4%。

大成糖业以每股2.04港元发行3亿股股票,大成糖业上揚6.4%。房地产股近期涨势过大,当日新鸿基地产跌1.9%,长江实业上揚1.2%。

Table with columns: Index Name, Close, Change. Lists various market indices like Shanghai 300, Hang Seng, etc.

上海期货交易所

Table with columns: Main Contract, Settlement Price, Change, Holdings. Lists commodities like Aluminum, Copper, Fuel Oil, etc.

9月20日,沪有色金属收高,燃料油下跌。

美原油上交易日夜盘中冲高回落,沪燃料油早盘低开,盘中缓步走低,收报3547元,跌38元。

大连商品交易所

Table with columns: Main Contract, Settlement Price, Change, Holdings. Lists commodities like Soybean, Corn, LLDPE, etc.

9月20日,大商所各主力品种全线收低。

美大豆当日呈现震荡走势,连大豆早盘低开震荡下跌,收报4084元,跌25元。

郑州商品交易所

Table with columns: Main Contract, Settlement Price, Change, Holdings. Lists commodities like Cotton, Rapeseed Oil, etc.

9月20日,郑商所各主力品种涨跌互现。

美棉上交易日收低,郑棉低开单边回落,收报14730元,跌395元。

中国外汇交易中心

Table with columns: Currency, Intermediate Price, Change. Lists exchange rates for USD, HKD, JPY, EUR, GBP.

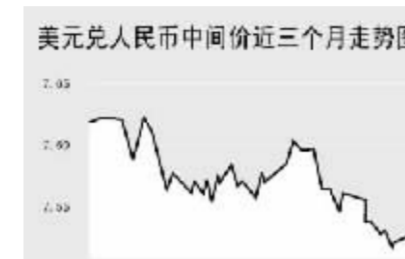


Table with columns: Currency Pair, Bid Price, Offer Price. Lists various international currency pairs.

Table with columns: Currency Name, Buy Price, Sell Price. Lists bank selling rates for various currencies.

Table with columns: Currency Name, Buy Price, Sell Price. Lists bank buying rates for various currencies.

9月20日人民币兑美元汇率小幅回落,继续着迂回升值路线,美元兑人民币的中间价报于7.5175,较上一交易日上调5个基点。

受隔夜纽约汇市影响人民币利率呈现小幅调整,人民币兑其他主要货币的中间价中,人民币相对英镑、日元表现为大幅升值。

银行间市场:拆借、回购

Table with columns: Term, Shibor(%), Change (BP). Lists interbank market data for various terms.

Table with columns: Instrument, Term, Rate(%), Previous Rate(%). Lists repo rates for different terms.

Table with columns: Instrument, Rate(%), Change (Basis Points), Volume (Billion Yuan), Change (Billion Yuan). Lists interbank credit swap data.

Table with columns: Instrument, Rate(%), Change (Basis Points), Volume (Billion Yuan), Change (Billion Yuan). Lists interbank asset swap data.

Table with columns: Instrument, Rate(%), Change (Basis Points), Volume (Billion Yuan), Change (Billion Yuan). Lists interbank reverse repo data.

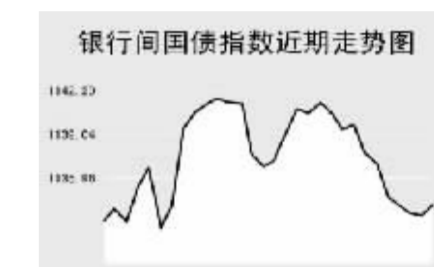
9月20日上海银行间同业拆放利率(shibor)各品种利率继续全线上扬,其中,隔夜品种利率3.776%,上调51.25个基点。

9月20日全国银行间质押式回购市场全天成交金额达785.9066亿元,成交量较前一交易日大幅增加250.2307亿元。

债券市场

Table with columns: Name, Settlement Price, Change. Lists bond market data for various indices.

Table with columns: Name, Settlement Price, Change. Lists interbank market bond index data.



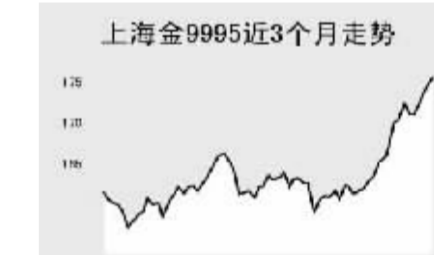
9月20日交易所国债指数呈现窄幅震荡行情,尾盘收盘点位较前一交易日持平。

上证国债指数以109.76点开盘,全天最高达109.77点,最低探至109.68点,最终以109.76点收盘。

交易所企业债品种在开盘之后一路下探,上证企业债指数收盘为114.18点,较前一交易日下跌0.26点。

上海黄金交易所

Table with columns: Contract, Settlement Price, Change. Lists Shanghai Gold Exchange data for various gold contracts.



WORLD 国际市场

股→票

Table with columns: Index Name, Close, Change. Lists major stock indices from Asia, Europe, and the US.

20日,亚洲各主要股指涨跌互现。日经225指数涨32.25点,报16413.79点。

韩国KOSPI指数涨6.32点,收报1908.97点。现代重工8月营收增加20%,现代重工涨5.1%。

欧洲、非洲、中东主要股票市场

Table with columns: Index Name, Latest, Change, Previous Close. Lists major stock indices from Europe, Africa, and the Middle East.

9月20日,欧洲各主要指数走势疲软。截至发稿时间,英国富时100指数跌38.8点。

Table with columns: Index Name, Latest, Change, Previous Close. Lists major stock indices from the Americas.

商品→期货

Table with columns: Contract, Unit, Latest Price, Change. Lists energy market data.

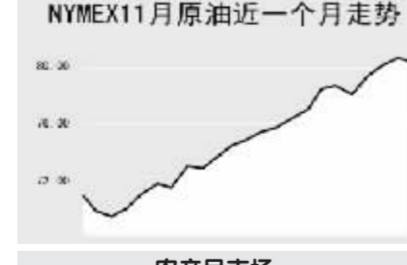
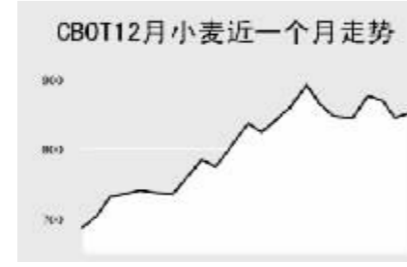
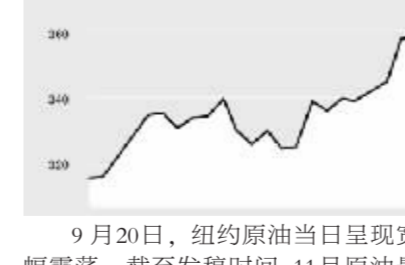


Table with columns: Contract, Unit, Latest Price, Change. Lists agricultural market data.



金属市场

Table with columns: Contract, Unit, Latest Price, Change. Lists metal market data.



9月20日,纽约原油当日呈现宽幅震荡,截至发稿时间,11月原油最新价报80.62美元。

外→汇

Table with columns: Instrument, Value, Change, Volume, Change. Lists major currency exchange rates.

利率→债券

Table with columns: Instrument, Rate, Change, Volume, Change. Lists interest rate and bond market data.

Table with columns: Instrument, Rate, Change, Volume, Change. Lists government bond yields.

Table with columns: Instrument, Yield, Previous Yield. Lists government bond yields for various countries.