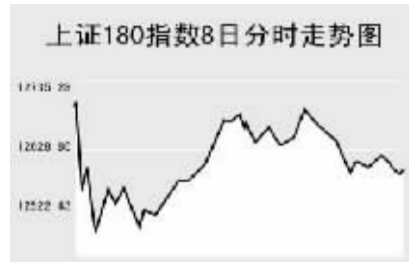


Global markets

CHINA 中国市场

上海证券交易所



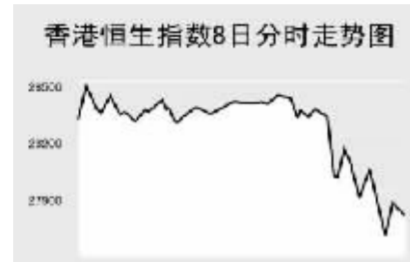
10月8日,上证综指盘中突破5700点关口,全天收报5692.75点,涨2.53%...

上证综指在没有利空以及外部市场走好的带动下,早盘大幅高开于5683.31点...

金属同样走势疲软,中钨高新、锡业股份均有较大幅度下跌...

中小板指数收报5578.5点,涨0.04%。深证B股指数全天跌0.13%...

香港交易所



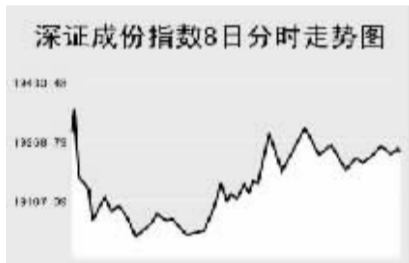
10月8日,香港恒生指数跌0.2%,收报27770.29点...

恒生指数早盘高开于28233.3点,开盘后指数快速拉高至当日最高28482.4点...

市场担忧自八月来这波位居全球股市涨幅首位的升势可能过头了...

上证B股指数全天收报368.48点,涨0.31%。上证基金指数全天收报4482.8点...

深圳证券交易所



10月8日,深证成份指数再创新高,全天收报19232.35点,涨1.95%...

深成指早盘大幅高开于19287.61点,开盘后指数短暂上扬至当日最高19374.36点...

WORLD 国际市场

股 票

Table of Asia Pacific Major Stock Markets with columns for Index Name, Close, and Change.

10月8日,日本股市假日休市,其他亚洲各主要股指涨跌互现。

韩国KOSPI指数上涨16.79点,报2012.82点。美国就业优于预期...

新加坡海峡时报指数跌2.31点,收报3820.31点。近期市场连续上扬...

欧洲、非洲、中东主要股票市场

Table of Europe, Africa, and Middle East Major Stock Markets with columns for Index Name, Latest, Change, and Previous Close.

10月8日,欧洲各主要指数走势疲软。

截至发稿时间,英国富时100指数跌33.3点,最新报6562.5点...

美洲主要股票市场

Table of Americas Major Stock Markets with columns for Index Name, Latest, Change, and Previous Close.

上海期货交易所

Table of Shanghai Futures Exchange with columns for Main Contract, Settlement Price, Change, and Open Interest.

10月8日,上海期货交易所所有有色金属收低,燃料油小幅收高。

美原油近期宽幅震荡,沪燃料油开盘后快速回落,之后震荡回升...

大连商品交易所

Table of Dalian Commodity Exchange with columns for Main Contract, Settlement Price, Change, and Open Interest.

10月8日,大商所主力农产品走势疲软,豆粕跌停。

国庆假期期间,国际农产品出现一定幅度回调,连大豆早盘大幅低开...

郑州商品交易所

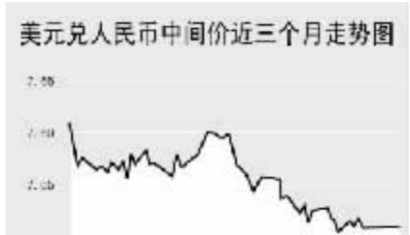
Table of Zhengzhou Commodity Exchange with columns for Main Contract, Settlement Price, Change, and Open Interest.

10月8日,郑商所各主力品种涨跌互现。

郑棉早盘低开,盘中快速拉升,之后维持高位整理,收报15125元...

中国外汇交易中心

Table of China Foreign Exchange Center with columns for Currency Type, Intermediate Price, and Change.



外汇即期交易收盘价

Table of Foreign Exchange Spot Transaction Closing Prices with columns for Currency Pair, Bid Price, and Offer Price.

中国银行外汇牌价

Table of Bank of China Exchange Rates with columns for Currency Name, Buy Price, and Sell Price.

10月8日人民币兑美元汇率维持盘整,美元兑人民币的中间价报7.5102...

受美国公布良好的就业数据的影响,美元最近持续走强,人民币兑其他主要货币的中间价中...

银行间市场:拆借、回购

Table of Interbank Market: Lending and Repurchase with columns for Term, Shibor(%), and Change (BP).

Table of Interbank Repurchase Fixed Rate with columns for Variety, Term, Rate(%), and Previous Rate(%).

Table of Interbank Credit Lending with columns for Variety, Added Rate(%), Change (Basis Points), Transaction Amount (Billion Yuan), and Change (Billion Yuan).

Table of Interbank Collateralized Repurchase with columns for Variety, Added Rate(%), Change (Basis Points), Transaction Amount (Billion Yuan), and Change (Billion Yuan).

Table of Interbank Buy-Back Repurchase with columns for Variety, Added Rate(%), Change (Basis Points), Transaction Amount (Billion Yuan), and Change (Billion Yuan).

10月8日上海银行间同业拆放利率(shibor)各品种利率除三月品种下调外...

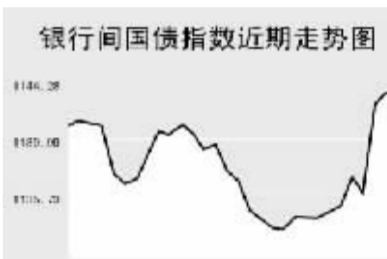
10月8日全国银行间同业拆借市场全天成交金额为503.4300亿元,成交量较前一交易日增加333.8200亿元...

10月8日全国银行间质押式回购市场全天共成交2175.2158亿元,成交金额较前一交易日增加1487.0614亿元...

债券市场

Table of Securities Market Bond Index with columns for Name, Close, and Change.

Table of Interbank Market Bond Index with columns for Name, Close, and Change.



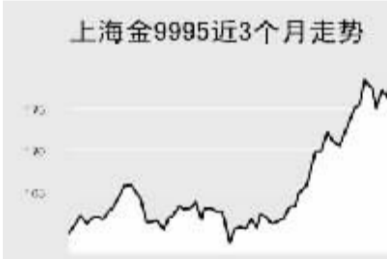
10月8日交易所国债指数开盘即小幅下探,收盘点位较前一交易日下跌0.02点...

上证国债指数以全天最高点109.97点开盘,最低达到109.73点,最终以109.86点收盘...

交易所企业债品种持续窄幅震荡,上证企业债指数收盘为114.26点,较前一交易日下跌0.22点...

上海黄金交易所

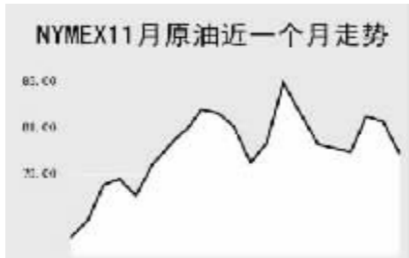
Table of Shanghai Gold Exchange with columns for Contract, Close Price (Yuan), and Change (Yuan).



商品 期货

能源市场

Table of Energy Market with columns for Contract, Unit, Latest Price, and Change.



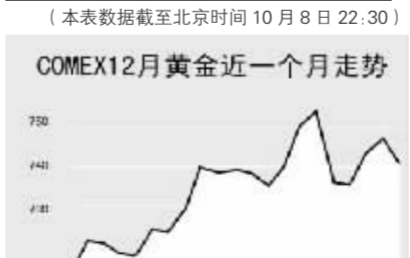
农产品市场

Table of Agricultural Market with columns for Contract, Unit, Latest Price, and Change.

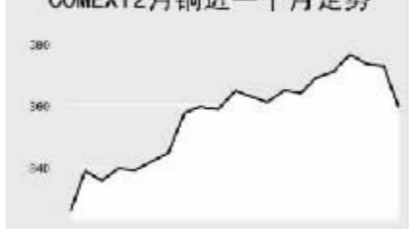


金属市场

Table of Metal Market with columns for Contract, Unit, Latest Price, and Change.



COMEX 12月铜近一个月走势



10月8日,纽约原油收盘快速回落,截至发稿时间,11月原油最新价报79.83美元...

外 汇

主要货币汇率

Table of Major Currency Exchange Rates with columns for Currency Type, Value, Change, and Previous Value.

利率 债券

主要货币同业拆借利率

Table of Major Currency Interbank Lending Rates with columns for Currency Type, Rate(%), and Change.

政府债券收益率

Table of Government Bond Yields with columns for Bond Type and Yield(%).