

南方稳健成长贰号证券投资基金 2007年第四季度报告

一、重要提示
基金管理人的董事会及董事保证本报告所载资料不存在虚假记载、误导性陈述或重大遗漏...

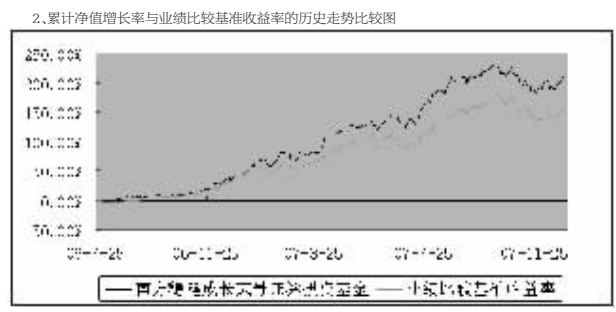


Table of industry classification and asset allocation for the second fund, including categories like Agriculture, Manufacturing, and Technology.

Table of the top 10 assets held by the second fund, including stocks like 600000 and 600036.

Table of top 10 stock assets by market value for the second fund, listing various equities.

Table of bond portfolio classification for the second fund, showing types like Government and Corporate bonds.

Table of top 10 bond assets held by the second fund.

Text describing the bond portfolio's investment strategy and performance relative to benchmarks.

Table of top 10 convertible bonds held by the second fund.

Table of top 10 convertible bond assets by market value for the second fund.

Summary table for the second fund's performance, including period returns and asset values.

Summary table for the second fund's performance, including period returns and asset values.

开元证券投资基金 2007年第四季度报告

一、重要提示
基金管理人的董事会及董事保证本报告所载资料不存在虚假记载、误导性陈述或重大遗漏...

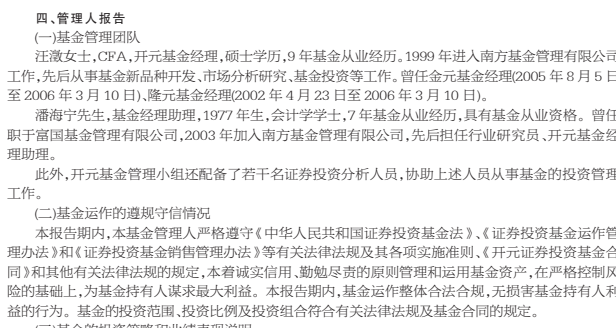


Table of industry classification and asset allocation for the first fund, including categories like Agriculture, Manufacturing, and Technology.

Table of the top 10 assets held by the first fund, including stocks like 601390 and 601919.

Table of top 10 stock assets by market value for the first fund.

Table of bond portfolio classification for the first fund.

Table of top 10 bond assets held by the first fund.

Text describing the bond portfolio's investment strategy and performance.

Table of top 10 convertible bonds held by the first fund.

Table of top 10 convertible bond assets by market value for the first fund.

Summary table for the first fund's performance.

Summary table for the first fund's performance.

南方隆元产业主题股票型基金 2007年第四季度报告

一、重要提示
基金管理人的董事会及董事保证本报告所载资料不存在虚假记载、误导性陈述或重大遗漏...

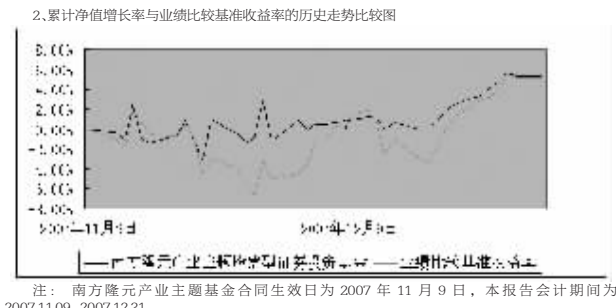


Table of industry classification and asset allocation for the third fund, including categories like Agriculture, Manufacturing, and Technology.

Table of the top 10 assets held by the third fund.

Table of top 10 stock assets by market value for the third fund.

Table of bond portfolio classification for the third fund.

Table of top 10 bond assets held by the third fund.

Text describing the bond portfolio's investment strategy.

Table of top 10 convertible bonds held by the third fund.

Table of top 10 convertible bond assets by market value for the third fund.

Summary table for the third fund's performance.

Summary table for the third fund's performance.

Vertical text on the right side of the third fund report, containing contact information and dates.