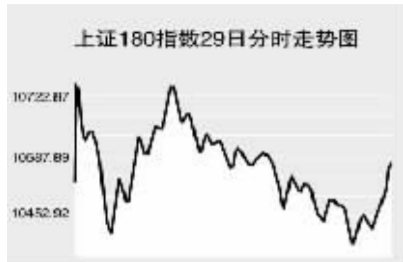


CHINA 中国市场

上海证券交易所



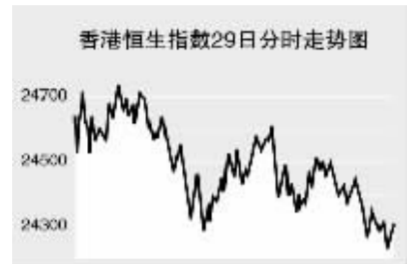
1月29日,上证综指全天收报4457.94点,上涨0.87%,沪市当日共成交795.64亿元。

上证综指早盘高开于4426.27点,开盘后指数宽幅震荡,最高至4517.6点,最低至4389.52点,此后指数单边回落,尾盘出现一定幅度回升,全天收报4457.94点,涨38.65点。

表现疲软,中兴通讯、云南铜业等股跌幅较大。当日成交较为活跃的个股方面,万科A涨1.88%,报26.03元;云南铜业跌4.87%,报44.69元;中兴通讯跌5.68%,报71.02元;吉林敖东涨0.67%,报58.74元;金风科技涨停,报136.29元;佛山照明跌3.91%,报25.8元;鞍钢股份跌2.16%,报21.3元。

中小板指数全天收报5898.46点,涨0.38%。深证B股收报627.37点,涨0.28%。深证基金指数收报4651.32点,涨1.44%。

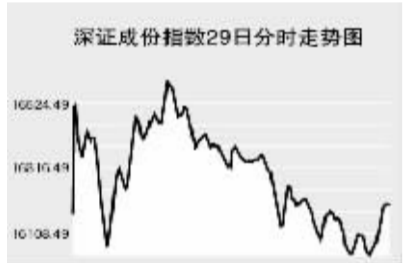
香港交易所



1月29日,香港恒生指数涨1%,收报24291.8点,恒生国企指数涨0.5%,收报13379.18点,全天成交926亿港元。

恒生指数早盘高开24640.1点,开盘后震荡走低,期间最高至24736.8点,早盘收盘前有所反弹,午盘震荡回落,最低至24229.1点,全天收报24291.8点,涨238.2点。

深圳证券交易所



1月29日,深证成份指数全天收报16205.93点,涨0.17%,深市当日成交393.09亿元。

深成指早盘平开于16171.57点,开盘后指数急速拉升后又快速回落,之后震荡上扬,至当日最高16591.94点后震荡回落,收盘前至当日最低16041.98点,全天收报16205.93点,上涨28.11点,深市股票当日共成交393.09亿元,成交金额大幅缩小,深市个股涨多跌少。

Table with columns: 指数名称, 收盘, 涨跌. Lists various market indices and their performance.

WORLD 国际市场

股→票

Table titled '亚太地区主要股票市场' listing indices like Nikkei 225, Hang Seng, etc.

1月29日,市场认为美国美联储本周将降息,亚洲各主要股指走高。日经225指数涨390.95点,报13478.86点;行股上涨,三菱日联金融涨4.6%,Sumitomo涨6.1%。

欧洲、非洲、中东主要股票市场

Table listing European, African, and Middle Eastern market indices and their performance.

1月29日,欧洲各主要股指走高。截至发稿时间,英国富时100指数涨53.2点,最新报5842.1点,英美公司、必和必拓领涨指数;德国DAX30指数涨53.7点,最新报6872.55点。

Table titled '美洲主要股票市场' listing US and Latin American market indices.

新加坡富时海峡时报指数涨8.84点,报3049.9点。星展调高新加坡石油评级,新加坡石油上涨3.6%。

上海期货交易所

Table listing Shanghai Futures Exchange contracts like Aluminum, Gold, Copper, etc.

1月29日,上海期货交易所各主力品种全线收高,沪锌涨停。美原油上交易日走高,沪燃料油高开急速拉升,之后逐步下滑,收报3910元,涨29元。

大连商品交易所

Table listing Dalian Commodity Exchange contracts like Soybeans, Corn, etc.

1月29日,大商所农产品收高,聚乙烯小幅收低。连大早开盘高开,全天维持高位波动,收报4674元,涨50元。

郑州商品交易所

Table listing Zhengzhou Commodity Exchange contracts like Cotton, etc.

1月29日,郑糖微跌,其他主力品种收高。郑棉当日围绕前结算价波动,收报14695元,涨5元。

中国外汇交易中心

Table listing RMB exchange rates for various currencies like USD, HKD, JPY, etc.

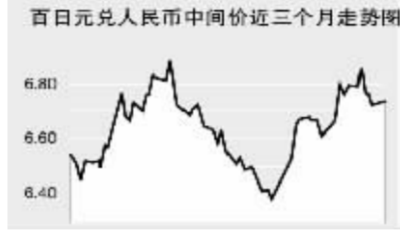
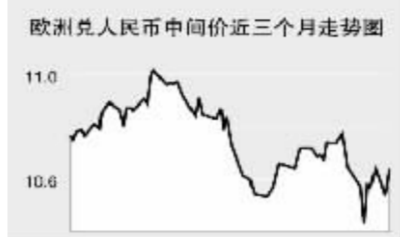
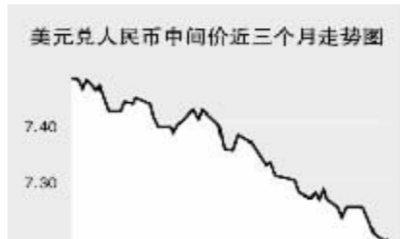


Table titled '外汇即期交易收盘价' listing spot exchange rates for various currencies.

Table titled '中国银行外汇牌价' listing Bank of China exchange rates.

Table listing various international exchange rates and prices for commodities like gold and oil.

银行间市场:拆借、回购

Table listing interbank market rates for various terms like overnight, 1W, 2W, etc.

Table titled '银行间回购定盘利率' listing repo rates for different maturities.

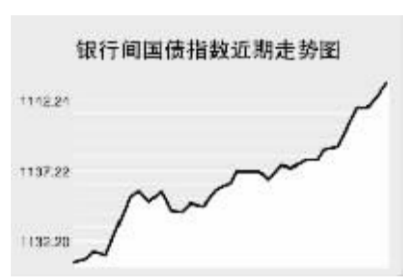
Table titled '银行间信用拆借行情' listing interbank credit rates.

Table titled '银行间质押式回购行情' listing repo rates with collateral.

Table titled '银行间买断式回购行情' listing buy-out repo rates.

债券市场

Table listing various bond indices and their performance.



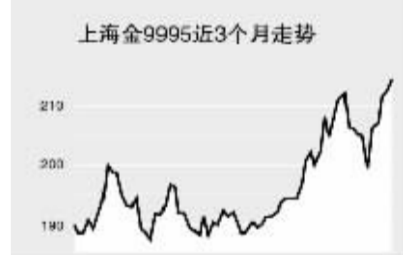
1月29日,交易所债券指数全线收高;银行间债市各指数品种涨跌互现。

上证国债指数以111.6点开盘,盘中大幅走高,最终以111.72点收盘,上涨0.14点。

交易所国债指数高于当日最高1144.08点,盘中略有回落,最低至1142.59点,最终以1143.03点报收,涨0.46点。

上海黄金交易所

Table listing Shanghai Gold Exchange contracts like Au9995, Au999, etc.



商品→期货

商品→期货

Table titled '能源市场' listing energy commodity prices.

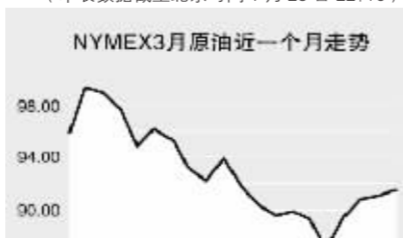
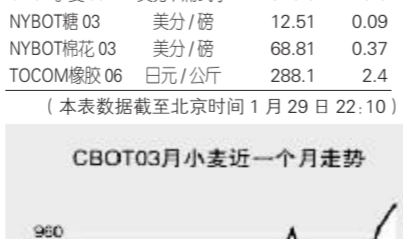
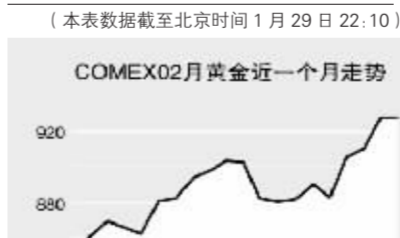


Table titled '农产品市场' listing agricultural commodity prices.



金属市场

Table listing various metal commodity prices.



1月29日,纽约原油期货夜盘有所走高,截至发稿时间,3月原油期货最新价报91.31美元,涨0.32美元;布伦特3月原油报91.7美元,涨0.23美元。

外→汇

Table listing major international exchange rates.

Table titled '主要货币汇率' listing exchange rates for major currencies.

利率→债券

Table listing major international interest rates.

Table titled '主要货币同业拆借利率' listing interbank rates for major currencies.

Table titled '政府债券收益率' listing government bond yields.

Table listing government bond yields for various countries and maturities.