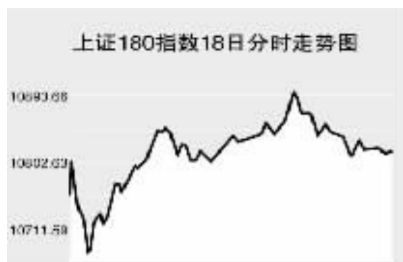


Global Markets

CHINA 中国市场

上海证券交易所



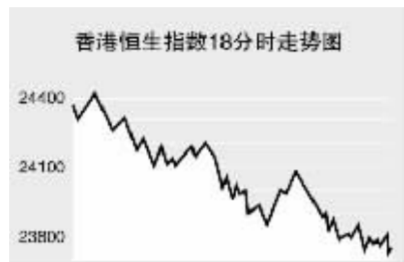
2月18日,上证综指全天收报4568.15点,涨1.58%,沪市当日共成交925.38亿元。

上证综指早盘高开于4546.75点,开盘后指数短暂冲高后快速回落,最低至4517.6点,之后震荡上扬,午盘最高至4601.22点,此后逐步走低,全天收报4568.15点,上涨17.02点。

疲弱,复牌后的中钨高新跌停,云南铜业、锡业股份也收盘下跌。旅游酒店类股也表现低迷,华侨城A收盘报收,桂林旅游等股仅微幅收高。

中小板指数全天收报6228.19点,涨3.35%。深证B股收报665.45点,涨1.42%。深证基金指数收报4898.64点,涨1.49%。

香港交易所

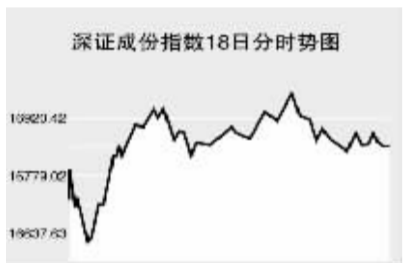


2月18日,香港恒生指数当日跌1.61%,收报23759.25点,恒生国企指数跌1.54%,收报13630.25点,全天成交781亿港元。

恒生指数早盘高开于24344.3点,开盘后指数短暂上扬至当日最高24413.9点,此后震荡回落,午盘短暂反弹后继续下跌,最低至23735.9点,全天收报23759.25点,跌389.2点。

上证B股指数全天涨1.3%,报316.61点。上证基金指数全天收报4983.52点,涨1.87%。

深圳证券交易所



2月18日,深证成份指数全天收报16860.55点,涨2.21%,深市当日成交470.26亿元。

深成指早盘高开于16718.78点,开盘后指数快速回落至当日最低16612.48点,之后大幅走高,并维持高位波动,最高至16982.77点,全天收报16860.55点,涨364.32点,深市股票当日共成交470.26亿元,成交金额大幅放大。

Table with 3 columns: Index Name, Close, Change. Lists various market indices like Shanghai 300, Hang Seng, etc.

上海期货交易所

Table with 4 columns: Main Contract, Settlement Price, Change, Open Interest. Lists commodities like Aluminum, Gold, etc.

2月18日,沪铝、沪黄金收低,其他品种收高。

纽约原油当日震荡走高,沪燃料油开盘短暂回落震荡走高,收报4079元,涨41元。期金低开急挫,之后震荡回升,收报215.48元,跌0.51元。

大连商品交易所

Table with 4 columns: Main Contract, Settlement Price, Change, Open Interest. Lists commodities like Soybean, Corn, etc.

2月18日,连聚乙烯收低,农产品收高。

连大豆小幅低开,盘中单边上扬,收报5026元,涨97元。连玉米早盘出现一波急速拉升,全天收报1819元,涨22元。

郑州商品交易所

Table with 4 columns: Main Contract, Settlement Price, Change, Open Interest. Lists commodities like Cotton, Wheat, etc.

2月18日,郑商所主力品种全线收高,白糖、小麦涨停。

郑棉开盘维持整理,之后大幅拉升,午盘冲高后逐步走低,收报15255元,涨45元。9月菜籽油盘中走强,收报12470元,涨354元。

中国外汇交易中心

Table with 3 columns: Currency, Intermediate Price, Change. Lists exchange rates for USD, HKD, JPY, EUR, GBP.

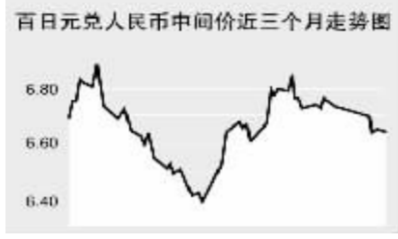
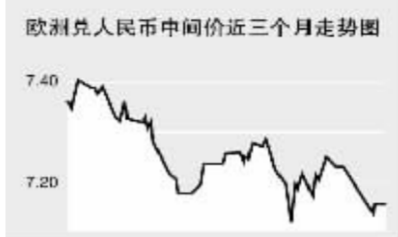
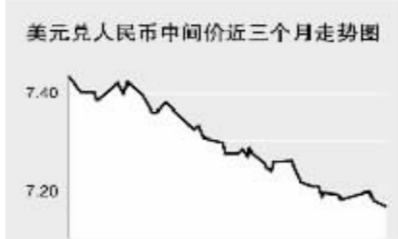


Table with 3 columns: Currency Pair, Bid Price, Offer Price. Lists various international exchange rates.

中国银行外汇牌价

Table with 3 columns: Currency Name, Buy Price, Sell Price. Lists bank exchange rates for various currencies.

(本表数据截至北京时间2月18日17:30)

银行间市场:拆借、回购

Table with 4 columns: Term, Shibor(%), Change, Spread(BP). Lists interbank market data.

Table with 4 columns: Variety, Term, Rate(%), Previous Rate(%). Lists repo rates.

Table with 4 columns: Variety, Weighted Rate(%), Change, Amount. Lists interbank discount rates.

Table with 4 columns: Variety, Weighted Rate(%), Change, Amount. Lists interbank repurchase rates.

Table with 4 columns: Variety, Weighted Rate(%), Change, Amount. Lists interbank buy-sell repurchase rates.

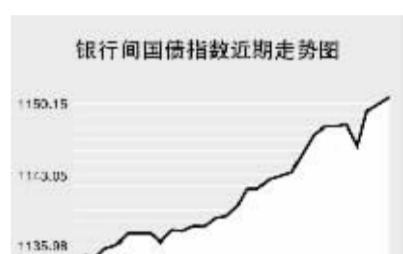
2月18日上海银行间同业拆放利率(shibor)各品种涨跌互现。隔夜品种当日下跌1.05个基点至2.1832%。

全国银行间同业拆借市场全天成交金额为635.75亿元,较前一交易日增加161.3亿元,成交笔数为96笔,较上一交易日减少14笔。

债券市场

Table with 3 columns: Name, Settlement Price, Change. Lists bond market indices.

Table with 3 columns: Name, Settlement Price, Change. Lists interbank market bond indices.



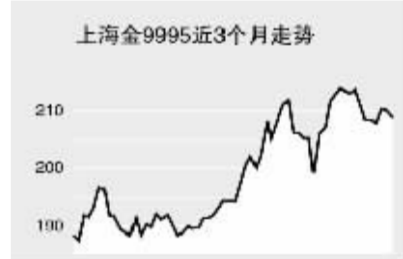
2月18日,交易所债券指数全线收低;银行间债市各指数全线收高。

上证国债指数以112.57点开盘,开盘短暂上扬后逐步走低,最终以112.47点收盘,下跌0.07点。

银行间国债指数在银行间市场债券指数中涨幅最小,全天以1150.38点报收,涨0.08点。

上海黄金交易所

Table with 3 columns: Contract, Settlement Price, Change. Lists Shanghai Gold Exchange data.



WORLD 国际市场

股→票

Table with 3 columns: Index Name, Close, Change. Lists major stock indices in Asia.

2月18日,亚洲各主要股指涨跌互现。

日经225指数涨12.84点,报13635.4点。铁矿石合约价涨幅低于预期,钢铁股大涨,JFE控股上涨6.3%。

韩国KOSPI指数涨1.47点,报1696.24点。韩国国际建商协会表示,年初以来建商已获接63.9亿美元的海外订单。

欧洲、非洲、中东主要股票市场

Table with 4 columns: Index Name, Latest, Change, Previous Close. Lists major stock indices in Europe, Africa, and the Middle East.

18日,欧洲各主要股指大幅走高。截至发稿时间,英国富时100指数涨95.2点,最新报5882.8点。

美洲主要股票市场

Table with 4 columns: Index Name, Latest, Change, Previous Close. Lists major stock indices in the Americas.

商品→期货

Table with 4 columns: Contract, Unit, Latest Price, Change. Lists energy market data.

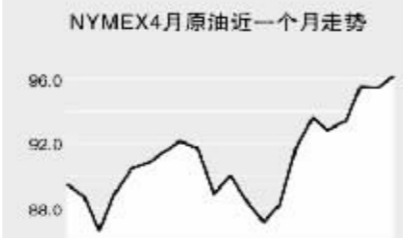
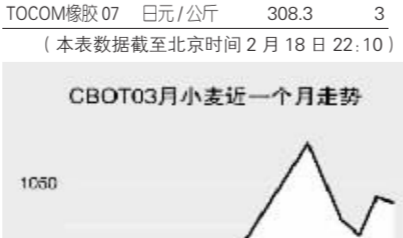
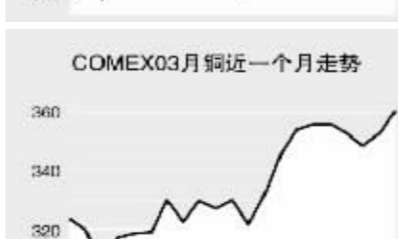
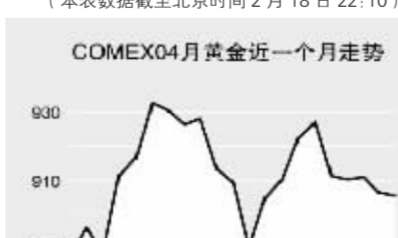


Table with 4 columns: Contract, Unit, Latest Price, Change. Lists agricultural market data.



金属市场

Table with 4 columns: Contract, Unit, Latest Price, Change. Lists metal market data.



2月18日,纽约原油期货夜盘大幅走高,3月原油最新价报96.06美元,涨0.45美元。

外→汇

Table with 4 columns: Variety, USD Value, Change, EUR Value, Change. Lists major currency exchange rates.

利率→债券

Table with 4 columns: Variety, USD Value, Change, EUR Value, Change. Lists interest rates and bond yields.

Table with 4 columns: Variety, USD Value, Change, EUR Value, Change. Lists government bond yields.

Table with 2 columns: Variety, Yield(%). Lists government bond yields.

Table with 2 columns: Variety, Yield(%). Lists government bond yields.