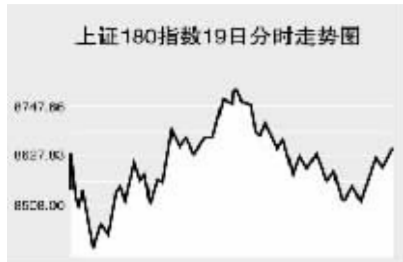


Global markets

CHINA 中国市场

上海证券交易所

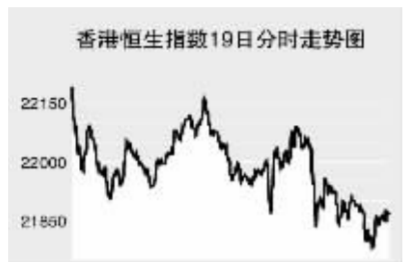


3月19日,上证综指全天收报3761.6点,上涨2.53%,沪市股票当日共成交882.78亿元。

上证综指早盘大幅高开于3746.05点,短暂震荡回落至全天最低3677.82点后再度走高,最高至3813.89点,午后指数受抛压再度震荡回落,尾盘小幅反弹,全天收报3761.6点,涨92.71点。

小,中金岭南涨1.29%,云南铜业涨2.2%,长安汽车涨2.83%,中国重汽跌0.88%,宏源证券涨0.59%,国元证券涨0.72%,ST股和S股当日纷纷下跌,成为当日走势最弱板块。

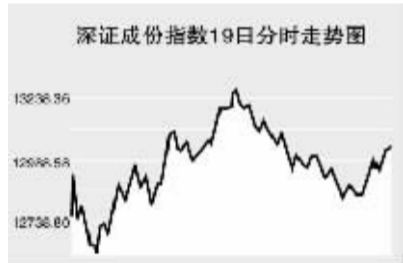
香港交易所



3月19日,香港恒生指数收盘上涨2.26%,收报21866.94点,恒生国企指数收盘上涨3.29%,收报11438.75点,全天成交986亿港元。

恒生指数早盘大幅高开于22191.9点,这一点位成为全天最高点,随后指数震荡回落,在22000点附近震荡整理,午后指数加速下跌,最低至21779.3点,全天收报21866.94点,上涨482.33点。

深圳证券交易所



3月19日,深证成份指数全天收报13044.2点,上涨4.45%,深市股票当日成交446.75亿元。

深成指早盘大幅高开于12767.97点,短暂下探至全天最低12615.17点后震荡走高,最高至13281.75点,午后指数震荡回落,尾盘小幅反弹,全天收报13044.2点,涨555.18点。

因香港跟随美联储降息,市场预期此举将维持房地产市场需求,当日地产股再度大幅上扬。新世界发展上涨9.8%,收报17.7港元,为两个月以来的最大涨幅。

Table with 3 columns: Index Name, Close, Change. Lists various market indices like Shanghai 300, Hang Seng, etc.

上海期货交易所

Table with 4 columns: Main Contract, Close Price, Change, Open Interest. Lists commodities like Aluminum, Gold, etc.

3月19日,上期所各品种主力合约纷纷下跌。

沪燃料油高开后天高位窄幅震荡,收报4318元,涨42元。沪铜全天窄幅震荡整理,收报65100元,再跌330元。

大连商品交易所

Table with 4 columns: Main Contract, Close Price, Change, Open Interest. Lists commodities like Soybean, Corn, etc.

3月19日,大商所各品种主力合约涨跌互现。

连大豆高开低走,全天收报4788元,涨11元。连玉米全天高开高走,收报1794元,涨33元。

郑州商品交易所

Table with 4 columns: Main Contract, Close Price, Change, Open Interest. Lists commodities like Cotton, Rapeseed Oil, etc.

3月19日,郑商所各品种主力合约纷纷上涨。

郑棉高开后天维持高位窄幅震荡,收报14950元,涨35元。菜籽油早盘短暂反弹后再延跌势,全天收报12050元,再跌244元。

中国外汇交易中心

Table with 3 columns: Currency Type, Intermediate Price, Change. Lists exchange rates for USD, HKD, JPY, etc.

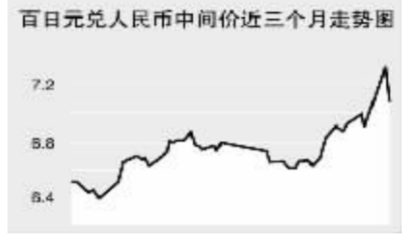
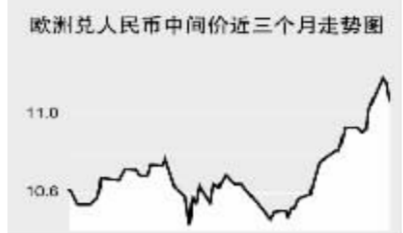
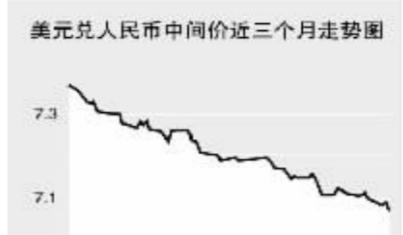


Table with 3 columns: Currency Pair, Bid Price, Ask Price. Lists various international exchange rates.

Table with 3 columns: Currency Name, Buy Price, Sell Price. Lists bank selling rates for various currencies.

Table with 3 columns: Currency Name, Buy Price, Sell Price. Lists bank buying rates for various currencies.

银行间市场:拆借、回购

Table with 3 columns: Term, Shibor(%), Change(BP). Lists interbank market rates.

Table with 3 columns: Type, Term, Rate(%), Previous Rate(%). Lists repo rates.

Table with 4 columns: Type, Weighted Rate(%), Change(Basis Points), Transaction Amount(Billion Yuan), Change(Billion Yuan). Lists interbank credit rates.

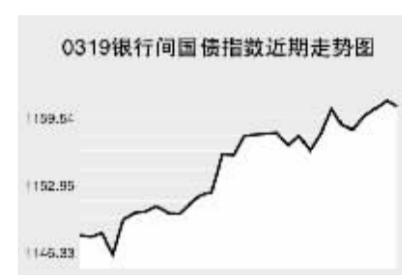
Table with 4 columns: Type, Weighted Rate(%), Change(Basis Points), Transaction Amount(Billion Yuan), Change(Billion Yuan). Lists interbank repurchase rates.

Table with 4 columns: Type, Weighted Rate(%), Change(Basis Points), Transaction Amount(Billion Yuan), Change(Billion Yuan). Lists interbank buyback rates.

债券市场

Table with 3 columns: Name, Close Price, Change. Lists various bond indices.

Table with 3 columns: Name, Close Price, Change. Lists interbank market bond indices.



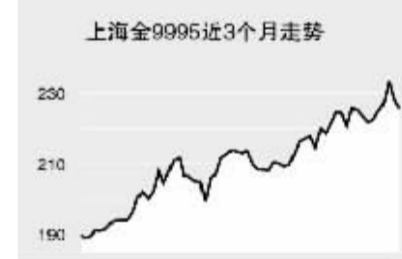
3月19日交易所国债指数和企债指数收盘上涨。银行间债市各指数品种纷纷下跌。

上证国债指数以112.59点开盘,最高达到112.61点,最低达到112.54点,最终以112.61点收盘,较前一交易日收盘上涨0.03点。

交易所企业债指数收盘上涨,上证企业债指数收盘为116.72点,较前一交易日收盘上涨0.13点,巨潮企业债指数收盘为115.87点,较前一交易日收盘上涨0.05点。

上海黄金交易所

Table with 3 columns: Contract, Close Price, Change. Lists gold prices from the Shanghai Gold Exchange.



WORLD 国际市场

股→票

Table with 3 columns: Index Name, Close, Change. Lists major stock indices in Asia.

3月19日,亚洲各主要股指收盘纷纷上涨。

日经225指数涨296.28点,报12260.44点。因为雷曼兄弟、高盛获利优于预期及美联储降息,野村控股、三菱日联金融等金融股领涨。

韩国KOSPI指数涨33.48点,报1622.23点。券商报告指出,近期日元兑美元连续上扬,将影响日本车商的竞争力。

欧洲、非洲、中东主要股票市场

Table with 4 columns: Index Name, Latest, Change, Previous Close. Lists major stock indices in Europe, Africa, and the Middle East.

3月19日,欧洲各主要股指小幅回落。

截至发稿时间,英国富时100指数跌33.9点,最新报5571.9点,HBOS公司、苏格兰皇家银行领跌指数;德国DAX30指数跌35.54点,最新报6357.85点。

美洲主要股票市场

Table with 4 columns: Index Name, Latest, Change, Previous Close. Lists major stock indices in the Americas.

商品→期货

Table with 4 columns: Contract, Unit, Latest Price, Change. Lists energy market futures.

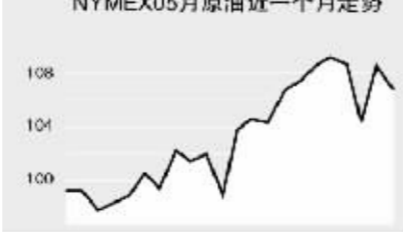
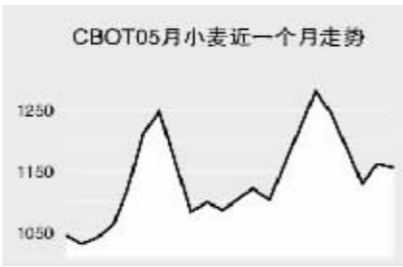
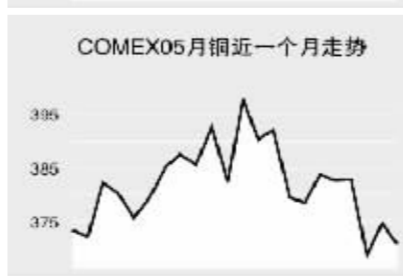
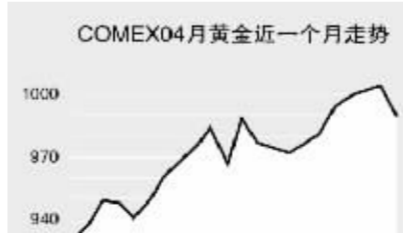


Table with 4 columns: Contract, Unit, Latest Price, Change. Lists agricultural market futures.



金属市场

Table with 4 columns: Contract, Unit, Latest Price, Change. Lists various metal prices.



3月19日纽约原油期货价格大幅下跌,截至发稿时间纽约5月原油报104.84美元,跌2.96美元;布伦特5月原油报102.43美元,跌2.62美元;有色金属方面,截至发稿时间各品种主力合约全线下跌。

外→汇

Table with 3 columns: Currency Type, Value, Change. Lists major foreign exchange rates.

利率→债券

Table with 4 columns: Currency, Rate, Change, Previous Rate. Lists various interest rates.

Table with 4 columns: Currency, Rate, Change, Previous Rate. Lists government bond yields.

Table with 2 columns: Bond Type, Yield(%). Lists government bond yields for various countries.