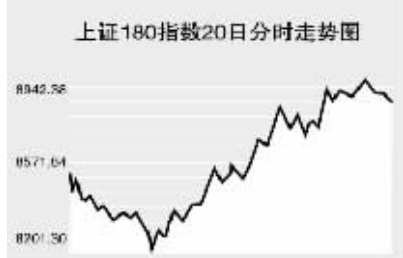


Global markets

CHINA 中国市场

上海证券交易所

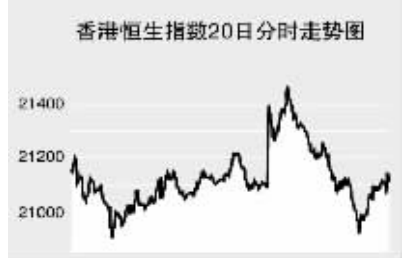


3月20日,上证综指全天收报3804.05点,涨1.13%,沪市当日共成交1062.41亿元。

上证综指早盘低开于3721.5点,开盘后指数震荡下挫,10:30后加速下挫,最低至3516.33点,之后指数震荡上扬,午盘最高至3857.62点,尾盘略有回落,全天收报3804.05点,上涨4.45点。

弱于大盘,露天煤业、西山煤电等股收低。当日成交较为活跃的个股方面,万科A涨5.96%,报24.9元;深发展A涨7.33%,报29元;力合股份涨4.86%,报24.6元;云南铜业跌3.94%,报36.1元;五粮液涨1.3%,报28.01元;泰达股份涨停,报16.1元;焦作万方跌3.77%,报33.68元;欣龙股份涨4.02%,报13.2元;燕京啤酒涨停,报18.98元。

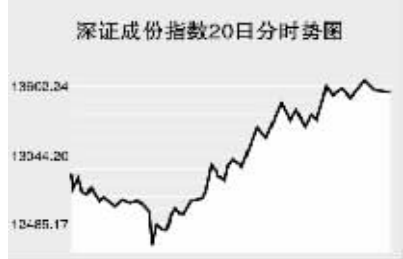
香港交易所



3月20日,香港恒生指数收盘下跌3.5%,收报21108.22点,恒生国企指数收盘下跌5.3%,收报10836.2点,全天成交833亿港元。

恒生指数早盘低开于21173.3点,整个早盘指数呈现整理走势,最低至20896.1点,午盘指数高开后快速上扬,最高至21471.7点,之后大幅下挫,尾盘有所回升,全天收报21108.22点,大跌758.7点。

深圳证券交易所



3月20日,深证成份指数全天收报13548.61点,涨3.87%,深市当日成交509.23亿元。

深成指早盘低开于12894.41点,开盘后指数震荡下挫,最低至12291.91点,之后震荡上扬,最高至13651.57点,尾盘有所回落,全天收报13548.61点,涨504.41点,深市股票当日共成交509.23亿元,成交金额有所放大。

整个早盘指数呈现整理走势,最低至20896.1点,午盘指数高开后快速上扬,最高至21471.7点,之后大幅下挫,尾盘有所回升,全天收报21108.22点,大跌758.7点。恒生国企指数当日跌幅更大,全天收报10836.2点,下跌602.55点。

Table with 3 columns: Index Name, Close, Change. Lists various market indices like Shanghai 300, Hang Seng, etc.

上海期货交易所

Table with 4 columns: Main Contract, Close Price, Change, Volume. Lists commodities like Aluminum, Gold, Copper, etc.

3月20日,上海期货交易所主力品种全线收低,沪金、沪锌跌停。

纽约原油上交易日大幅下挫,沪燃油大幅低开,盘中随外盘有所回升,收报4158元,跌167元。期金全天封于跌停,收报214.55元,大跌11.3元。

大连商品交易所

Table with 4 columns: Main Contract, Close Price, Change, Volume. Lists commodities like Soybean, Corn, etc.

3月20日,连玉米小幅收高,其他主力品种收低。

美豆大幅下挫,连大豆跌停开盘,午盘震荡回升,收报4688元,跌92元。连玉米当日低开开盘后震荡回升,收报1789元,涨10元。

郑州商品交易所

Table with 4 columns: Main Contract, Close Price, Change, Volume. Lists commodities like Cotton, Rapeseed Oil, etc.

3月20日,郑商所主力品种涨跌互现。

郑棉早盘大幅低开开盘后震荡回升,收报14760元,跌200元。9月菜籽油开盘即跌停,尾盘快速回升,收报12008元,跌142元。

中国外汇交易中心

Table with 3 columns: Currency Type, Intermediate Price, Change. Lists exchange rates for USD, HKD, JPY, EUR, GBP.

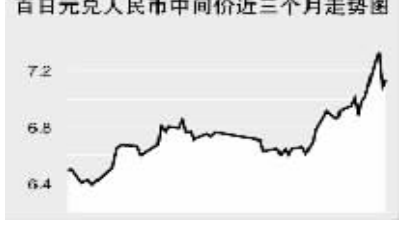
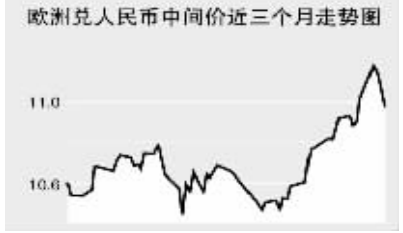
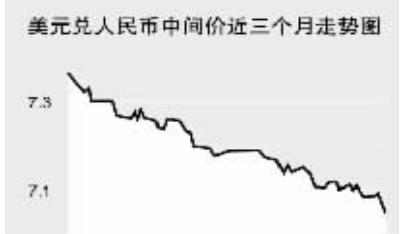


Table with 3 columns: Currency Pair, Bid Price, Offer Price. Lists various international currency exchange rates.

Table with 3 columns: Currency Name, Buy Price, Sell Price. Lists various international currency exchange rates.

Table with 3 columns: Currency Name, Buy Price, Sell Price. Lists various international currency exchange rates.

银行间市场:拆借、回购

Table with 3 columns: Term, Shibor(%), Change(BP). Lists interbank market rates.

Table with 4 columns: Type, Term, Rate(%), Previous Rate(%). Lists interbank repurchase rates.

Table with 4 columns: Type, Weighted Rate(%), Change(Basis Points), Transaction Amount(Billion Yuan), Change(Billion Yuan). Lists interbank credit line rates.

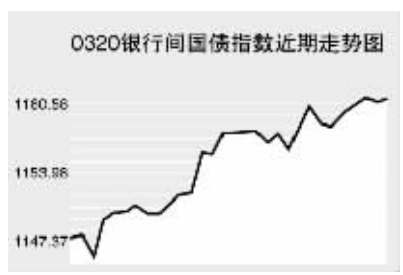
Table with 4 columns: Type, Weighted Rate(%), Change(Basis Points), Transaction Amount(Billion Yuan), Change(Billion Yuan). Lists interbank asset-backed repurchase rates.

Table with 4 columns: Type, Weighted Rate(%), Change(Basis Points), Transaction Amount(Billion Yuan), Change(Billion Yuan). Lists interbank buy-sell repurchase rates.

债券市场

Table with 3 columns: Name, Close Point, Change. Lists various bond market indices.

Table with 3 columns: Name, Close Point, Change. Lists various interbank market bond indices.



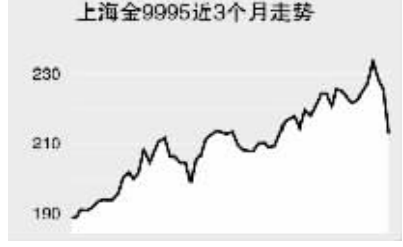
3月20日,交易所债券指数涨跌互现;银行间债市各指数涨多跌少。

上证国债指数开盘后围绕前收盘点位波动,最低至112.59点,午盘走高,收盘前至当日最高112.71点,最终以112.68点收盘,涨0.08点。

银行间债券指数当日涨多跌少,国债指数全天以1160.44点报收,跌0.32点,这也成为当日债市跌幅最大的指数。

上海黄金交易所

Table with 3 columns: Contract, Close Price, Change. Lists various gold market contracts.



WORLD 国际市场

股 → 票

Table with 3 columns: Index Name, Close, Change. Lists major stock market indices in Asia.

3月20日,日本股市休市,其他亚洲各主要股指涨跌互现。

韩国KOSPI指数微涨1.16点,报1623.39点。大韩航空、韩亚航空表示,将会自4月起调高国际线燃油附加费,调整幅度高达42%,大韩航空涨3%,韩亚航空涨2.4%。

澳大利亚证交所综合指数下跌166.8点,报5182.4点。伦敦金属交易所衡量六种金属表现的指数大幅下挫6%,资源类大幅走低,全球最大的矿业公司必和必拓创二十年来最大跌幅,全天下挫8.3%。

欧洲、非洲、中东主要股票市场

Table with 4 columns: Index Name, Latest, Change, Previous Close. Lists major stock market indices in Europe, Africa, and the Middle East.

3月20日,欧洲各主要大幅回落。

截至发稿时间,英国富时100指数跌68点,最新报5477.6点,英国石油、英美公司领跌指数;德国DAX30指数跌77.23点,最新报6283.99点, BAYER AC、西门子走低拖累指数下跌;法国CAC40指数跌57.64点,最新报4498.31点,道达尔、ARCELORMITTAL领跌指数。

Table with 4 columns: Index Name, Latest, Change, Previous Close. Lists major stock market indices in America.

商品 → 期货

Table with 4 columns: Contract, Unit, Latest Price, Change. Lists various commodity futures prices.

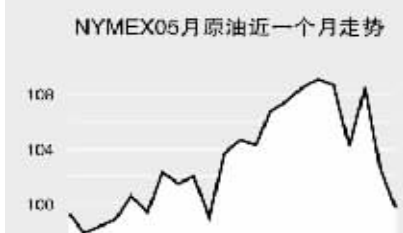
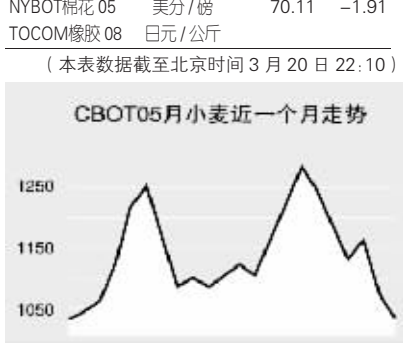


Table with 4 columns: Contract, Unit, Latest Price, Change. Lists various agricultural commodity futures prices.



金属市场

Table with 4 columns: Contract, Unit, Latest Price, Change. Lists various metal market prices.

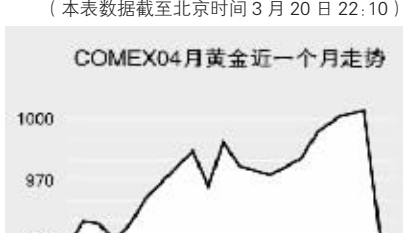


Table with 4 columns: Contract, Unit, Latest Price, Change. Lists various metal market prices.

2月20日,纽约原油期货夜盘继续走低,5月原油最新价报99.74美元,跌2.8美元;布伦特5月原油报98.64美元,跌1.46美元。

外 → 汇

Table with 3 columns: Currency Type, Value, Change. Lists various international exchange rates.

Table with 3 columns: Currency Name, Buy Price, Sell Price. Lists various international exchange rates.

Table with 3 columns: Currency Name, Buy Price, Sell Price. Lists various international exchange rates.

Table with 3 columns: Currency Name, Buy Price, Sell Price. Lists various international exchange rates.

利率 → 债券

Table with 4 columns: Type, Rate, Change, Previous Rate. Lists various interest rates and bond yields.

Table with 4 columns: Type, Rate, Change, Previous Rate. Lists various interest rates and bond yields.

Table with 2 columns: Type, Yield(%). Lists various government bond yields.

Table with 2 columns: Type, Yield(%). Lists various government bond yields.