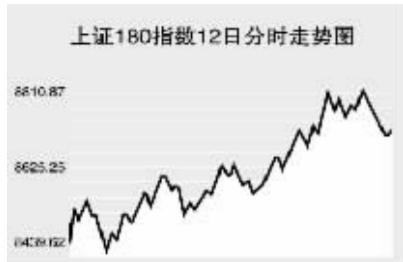


Global markets

CHINA 中国市场

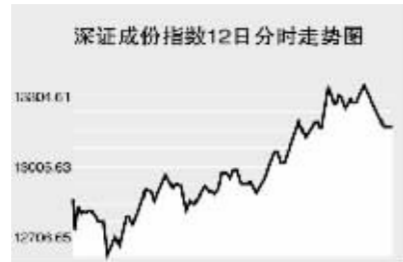
上海证券交易所



5月12日, 上证综指全天收报3626.98点, 上涨0.37%, 沪市股票当日共成交1166.93亿元。

上证综指早盘大幅低开于3548.61点, 随后震荡探低, 最低至3521.88点, 此后指数快速反弹, 午后由跌转涨并扩大涨幅, 最高至3668.86点, 尾盘在获利回吐大压下出现快速回落, 全天收报3626.98点, 上涨13.49点。

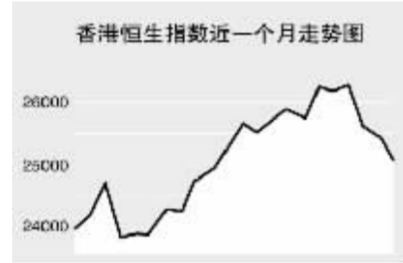
深圳证券交易所



5月12日, 深证成份指数全天收报13166.1点, 上涨0.66%, 深市股票当日共成交548.83亿元。

深证成指早盘大幅低开于12869.77点, 随后震荡走低, 最低至12640.95点, 此后指数开始反弹, 午后收复失地由跌转涨并扩大涨幅, 最高至13337.51点, 尾盘在获利盘大压下出现快速回落, 全天收报13166.1点, 上涨85.73点。

香港交易所



5月12日(星期一) 香港交易所因佛诞假期休市一天, 5月13日(星期二)正常交易。

Table with columns: Index Name, Close, Change. Lists various market indices like Hang Seng, HSI, etc.

上海期货交易所

Table with columns: Main Contract, Close Price, Change, Open Interest. Lists commodities like Aluminum, Gold, etc.

5月12日, 上期所各品种主力合约涨跌互现。

沪燃料油高开后续走高, 此后震荡回落, 收报4683元, 涨22元。沪铜低开走低, 收报62130元, 大跌1460元。

大连商品交易所

Table with columns: Main Contract, Close Price, Change, Open Interest. Lists commodities like Soybean, Corn, etc.

5月12日, 大商所各品种主力合约全线上涨。

连大豆高开后续走高, 尾盘封至涨停, 收报4433元, 大涨211元。连玉米全天窄幅震荡, 收报1982元, 微涨3元。

郑州商品交易所

Table with columns: Main Contract, Close Price, Change, Open Interest. Lists commodities like Cotton, Wheat, etc.

5月12日, 郑商所各品种主力合约纷纷上涨。

郑棉高开后续走高, 收报14240元, 涨30元。菜籽油早盘高开后续走高, 收报11956元, 大涨498元。

中国外汇交易中心

Table with columns: Currency Type, Intermediate Price, Change. Lists exchange rates for USD, HKD, JPY, etc.

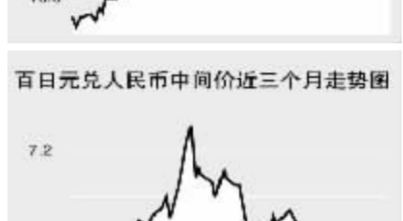
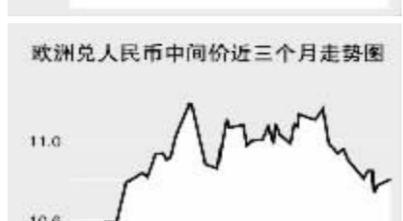
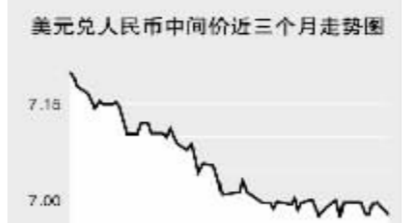


Table with columns: Currency Pair, Bid Price, Offer Price. Lists various international exchange rates.

Table with columns: Currency Name, Buy Price, Sell Price. Lists bank selling rates for various currencies.

Table with columns: Currency Name, Buy Price, Sell Price. Lists bank buying rates for various currencies.

Table with columns: Currency Name, Buy Price, Sell Price. Lists bank selling rates for various currencies.

银行间市场:拆借、回购

Table with columns: Term, Shibor(%), Change(BP). Lists interbank market rates.

Table with columns: Variety, Term, Rate(%). Lists interbank fixed deposit rates.

Table with columns: Variety, Weighted Rate, Change. Lists interbank discount rates.

Table with columns: Variety, Weighted Rate, Change. Lists interbank repurchase rates.

Table with columns: Variety, Weighted Rate, Change. Lists interbank repurchase rates.

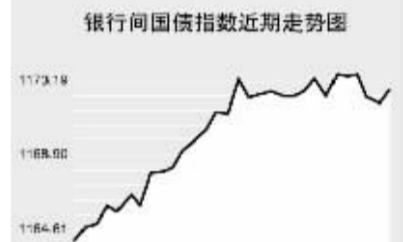
Table with columns: Variety, Weighted Rate, Change. Lists interbank repurchase rates.

债券市场

Table with columns: Name, Close Price, Change. Lists bond market indices.

Table with columns: Name, Close Price, Change. Lists interbank market bond indices.

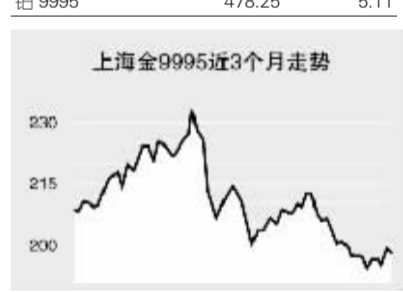
Table with columns: Name, Close Price, Change. Lists all market bond indices.



5月12日交易所国债指数和国债指数收盘上涨。上证国债指数以113.31点开盘, 最高至113.32点, 最低至113.23点, 收报113.32点, 上涨0.04点。

上海黄金交易所

Table with columns: Contract, Close Price, Change. Lists Shanghai Gold Exchange contracts.



WORLD 国际市场

股 票

Table with columns: Index Name, Close, Change. Lists major stock indices in Asia.

5月12日, 亚洲各主要股指纷纷上涨, 韩国因假日休市。日经225指数上涨88.02点, 报13743.36点。

新加坡富时海峡时报指数上涨18.13点, 报3180.16点。特许半导体大涨13%, 市场盛传特许半导体将赢得超微订单。

欧洲、非洲、中东主要股票市场

Table with columns: Index Name, Latest, Change, Previous Close. Lists major stock indices in Europe, Africa, and the Middle East.

5月12日, 欧洲各主要股指全线上涨。截至发稿时间, 英国富时100指数涨18.3点, 最新报6223.2点。

Table with columns: Index Name, Latest, Change, Previous Close. Lists major stock indices in America.

商 品 期 货

Table with columns: Contract, Unit, Latest Price, Change. Lists energy market commodities.

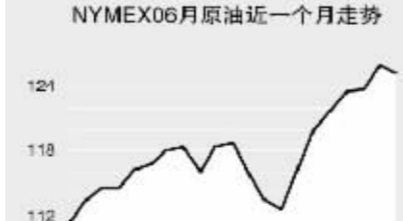
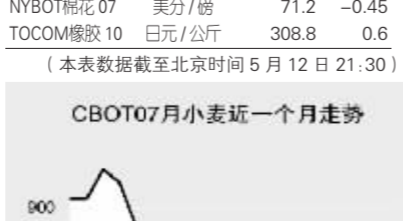
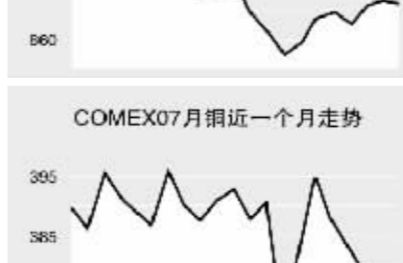


Table with columns: Contract, Unit, Latest Price, Change. Lists agricultural market commodities.



金 属 市 场

Table with columns: Contract, Unit, Latest Price, Change. Lists metal market commodities.



5月12日纽约原油期货价格大幅下跌, 截至发稿时间纽约6月原油期货报124.71美元, 跌1.4美元。

外 汇

Table with columns: Variety, Value, Change. Lists major currency exchange rates.

Table with columns: Variety, Value, Change. Lists major currency exchange rates.

Table with columns: Variety, Value, Change. Lists major currency exchange rates.

Table with columns: Variety, Value, Change. Lists major currency exchange rates.

利 率 债 券

Table with columns: Variety, Value, Change. Lists major interest rates and bond yields.

Table with columns: Variety, Value, Change. Lists major interest rates and bond yields.

Table with columns: Variety, Value, Change. Lists major interest rates and bond yields.

Table with columns: Variety, Value, Change. Lists major interest rates and bond yields.