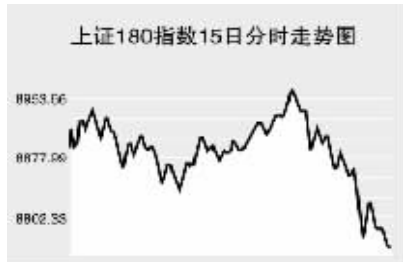


Global markets

CHINA 中国市场

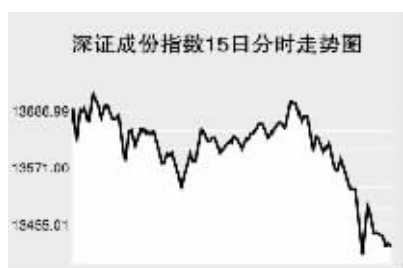
上海证券交易所



5月15日,上证综指全天收报3637.32点,下跌0.55%,沪市股票当日共成交1125.78亿元。

上证综指早盘小幅高开于3676.84点,随后在前收盘点位上方窄幅震荡,午盘指数发力上攻3700点,最高至3706.72点,但在3700点上方买盘力量明显不足,尾盘指数快速回落并由涨转跌,最低至3636.22点,全天收报3637.32点,下跌20.11点。

深圳证券交易所



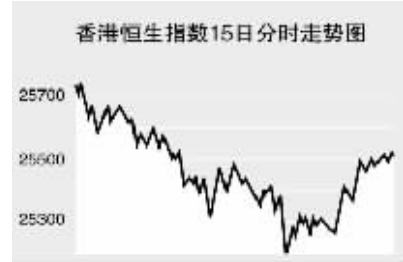
5月15日,深证成份指数全天收报13410.15点,下跌0.9%,深市股票当日共成交597.53亿元。

深成指早盘小幅高开于13664.4点,随后震荡走高,最高至13728.86点,此后震荡回落并回补缺口,午盘指数震荡反弹,但在13700点上方受阻,尾盘出现快速跳水走势,最低至13396.2点,全天收报13410.15点,下跌122.18点。

板材涨0.45%。医药、有色金属、农业板块大幅下挫,广济药业跌8.35%,东北制药跌8.13%,锡业股份跌7%,云南铜业跌2.59%,丰乐种业跌4.41%,隆平高科跌1.1%。

中小板指数收报4826.88点,下跌1.47%。深证B指全天收报559.48点,上涨0.77%。

香港交易所



5月15日,香港恒生指数收盘下跌0.08%,报25513.71点,全天成交801亿港元。

恒生指数早盘大幅高开于25719点,短暂上冲至全天最高25736.6点,随后单边回落,最低至25208.2点,尾盘出现反弹收复大部分失地,全天收报25513.71点,下跌19.77点。

香港股市大多数股票下跌,其中地产股领跌,因市场担心政府可能改变房屋销售规定,影响房地产企业业绩。

Table with columns: Index Name, Close, Change. Includes Shanghai 300 Index, Hang Seng Index, etc.

上海期货交易所

Table with columns: Main Contract, Close Price, Change, Open Interest. Includes Aluminum, Gold, Copper, etc.

5月15日,上期所各品种主力合约涨跌互现。

沪燃料油低开窄幅震荡,午盘后出现反弹,收报4677元,跌12元。沪铜低开低走,收报61730元,跌760元。

大连商品交易所

Table with columns: Main Contract, Close Price, Change, Open Interest. Includes Soybean, Corn, Polyethylene, etc.

5月15日,大商所各品种主力合约纷纷下跌。

连大豆低开窄幅震荡,尾盘略有反弹,收报4484元,跌21元。连玉米低开低走,收报1938元,跌20元。

郑州商品交易所

Table with columns: Main Contract, Close Price, Change, Open Interest. Includes Cotton, Wheat, PTA, etc.

5月15日,郑商所各品种主力合约涨跌互现。

郑棉低开窄幅震荡,全天维持低位窄幅震荡整理,收报14055元,跌95元。

中国外汇交易中心

Table with columns: Currency, Intermediate Price, Change. Includes USD, HKD, JPY, EUR, GBP.

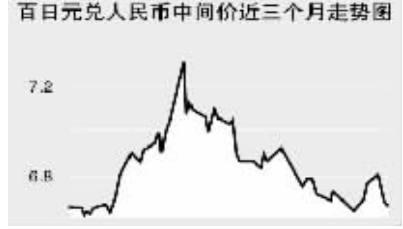
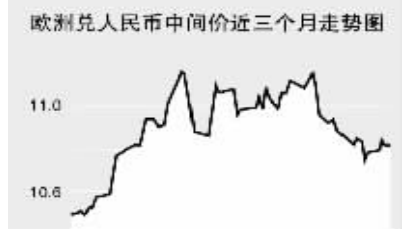
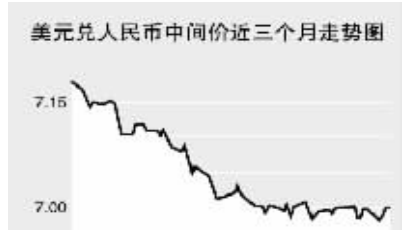


Table with columns: Currency, Bid Price, Offer Price. Includes USD, EUR, GBP, etc.

Table with columns: Currency Name, Buy Price, Sell Price. Includes GBP, HKD, USD, etc.

Table with columns: Currency Name, Buy Price, Sell Price. Includes EUR, AUD, NZD, etc.

银行间市场:拆借、回购

Table with columns: Term, Shibor(%), Change(BP). Includes O/N, 1W, 2W, etc.

Table with columns: Currency, Term, Rate(%). Includes FR001, FR007.

Table with columns: Currency, Weighted Rate, Change, Volume, Increase. Includes IBO001, IBO007, etc.

Table with columns: Currency, Weighted Rate, Change, Volume, Increase. Includes R001, R007, etc.

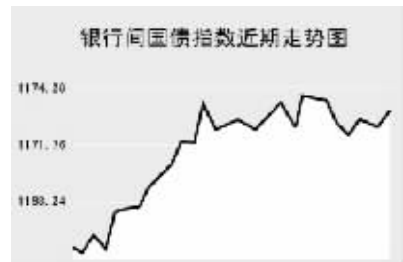
Table with columns: Currency, Weighted Rate, Change, Volume, Increase. Includes OR001, OR007.

债券市场

Table with columns: Name, Close Price, Change. Includes Shanghai 10-year Treasury, etc.

Table with columns: Name, Close Price, Change. Includes Government Bonds, etc.

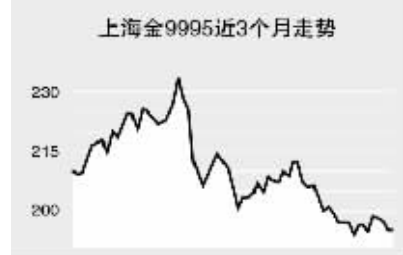
Table with columns: Name, Close Price, Change. Includes All Market Bond Index, etc.



5月15日交易所国债指数和国债指数收盘下跌。上证国债指数以113.36点开盘,最高至113.37点,最低至113.32点。

上海黄金交易所

Table with columns: Contract, Close Price, Change. Includes Gold 9995, Gold 9999, etc.



WORLD 国际市场

股→票

Table with columns: Index Name, Close, Change. Includes Asia Pacific, Japan, Korea, etc.

5月15日,亚洲各主要股指全线上涨。

日经225指数上涨133.19点,报14251.74点,触及四个月前收盘高点。

韩国KOSPI指数上涨41.96点,报1885.71点,触及五个月最高位。

欧洲、非洲、中东主要股票市场

Table with columns: Index Name, Close, Change. Includes Eurozone, UK, etc.

5月15日,欧洲各主要股指涨跌互现。

截至发稿时间,英国富时100指数涨17.1点,最新报6233.1点。

美洲主要股票市场

Table with columns: Index Name, Close, Change. Includes US, Canada, etc.

商品→期货

Table with columns: Contract, Unit, Latest Price, Change. Includes Energy, Ag Products.

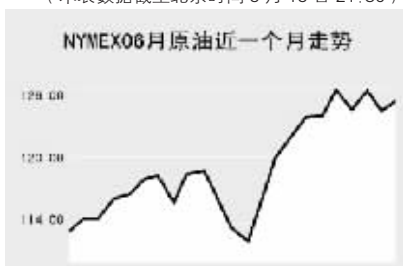
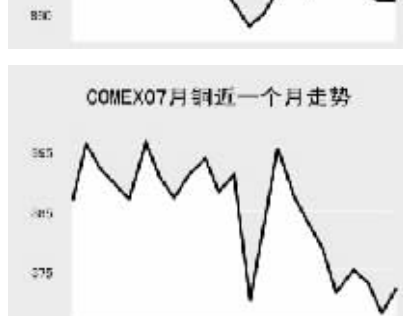


Table with columns: Contract, Unit, Latest Price, Change. Includes Ag Products, etc.



金属市场

Table with columns: Contract, Unit, Latest Price, Change. Includes Gold, Silver, etc.



5月15日纽约原油期货价格小幅上涨,截至发稿时间纽约6月原油报124.8美元。

外→汇

Table with columns: Currency, Value, Change. Includes USD, EUR, etc.

利率→债券

Table with columns: Currency, Rate, Change. Includes US, UK, etc.

Table with columns: Name, Rate, Change. Includes US Treasury, etc.

Table with columns: Name, Rate, Change. Includes Government Bonds, etc.

Table with columns: Name, Rate, Change. Includes Government Bonds, etc.