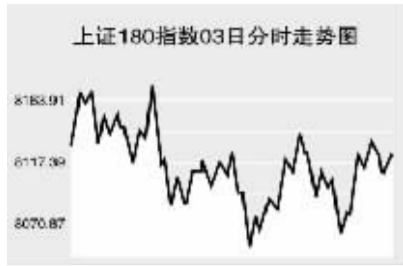


Global markets

CHINA 中国市场

上海证券交易所

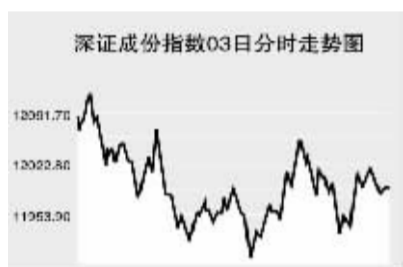


6月3日,上证综指全天收报3436.4点,下跌0.65%,沪市股票当日共成交693.91亿元...

上证综指早盘微幅低开于3456.58点,短暂上冲至全天最高3469.06点,随后震荡下行...

上证B股指数全天收报243.03点,下跌0.73%。上证基金指数全天收报4169.82点,下跌0.64%。

深圳证券交易所



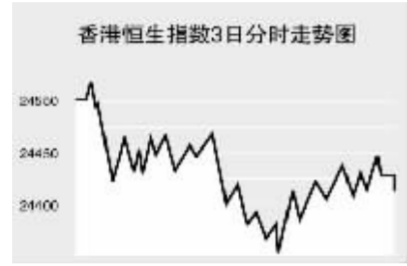
6月3日,深证成份指数全天收报11991.58点,下跌0.54%,深市股票当日共成交292.32亿元。

深成指早盘微幅高开于12087.06点,短暂上冲至全天最高12118.83点,随后震荡下行...

1.19%,招商地产涨1.59%,隆平高科涨2.99%,新中基涨1.32%,太钢不锈涨2.26%...

中小板指数收报4400.34点,下跌0.63%。深证B指全天收报544.78点,上涨0.02%。

香港交易所



6月3日,香港恒生指数收盘下跌1.83%,报24375.76点,全天成交838亿港元。

恒生指数早盘小幅低开于24556.2点,短暂上冲至全天最高24590.6点,随后反复下跌...

恒生指数四天来首日下跌,因对信用损失将扩大并使全球经济增长放缓的担忧再起。

恒生指数四天来首日下跌,因对信用损失将扩大并使全球经济增长放缓的担忧再起。金融股领涨,汇丰控股跌0.8%,报130.40港元。

Table with columns: Index Name, Close, Change. Lists various market indices like Shanghai 300, Hang Seng, etc.

上海期货交易所

Table with columns: Main Contract, Price, Change, Volume. Lists commodities like Aluminum, Gold, Copper, etc.

6月3日,上期所各品种主力合约纷纷上涨。

沪燃料油高开窄幅震荡,尾盘被快速拉升,收报4947元,大涨175元。沪铜低开窄幅震荡,收报18825元,跌60元。

大连商品交易所

Table with columns: Main Contract, Price, Change, Volume. Lists commodities like Soybean, Corn, Polyethylene, etc.

6月3日,大商所各品种主力合约纷纷上涨。

连大豆早盘低开窄幅震荡,午盘后震荡走高,收报4540元,涨45元。连玉米高开窄幅震荡,收报1892元,涨7元。

郑州商品交易所

Table with columns: Main Contract, Price, Change, Volume. Lists commodities like Cotton, Rapeseed Oil, etc.

6月3日,郑商所各品种主力合约纷纷下跌。

郑棉早盘低开窄幅震荡,进入午盘小幅反弹,收报13830元,跌35元。菜籽油低开快速反弹,此后震荡回落并维持窄幅震荡,收报11722元,跌58元。

中国外汇交易中心

Table with columns: Currency, Intermediate Price, Change. Lists exchange rates for USD, HKD, JPY, EUR, GBP.

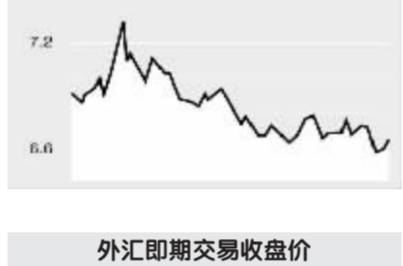
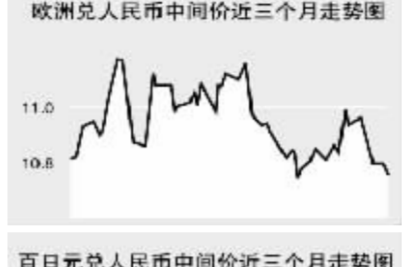
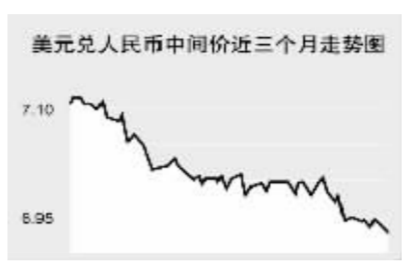


Table with columns: Currency Pair, Bid Price, Offer Price. Lists various international currency exchange rates.

中国银行外汇牌价

Table with columns: Currency Name, Buy Price, Sell Price. Lists bank selling rates for various currencies.

银行间市场:拆借、回购

Table with columns: Term, Shibor(%), Change(BP). Lists interbank market rates.

Table with columns: Instrument, Term, Rate(%). Lists repo rates for various instruments.

Table with columns: Instrument, Weighted Rate, Change. Lists interbank credit rates.

Table with columns: Instrument, Weighted Rate, Change. Lists interbank repurchase rates.

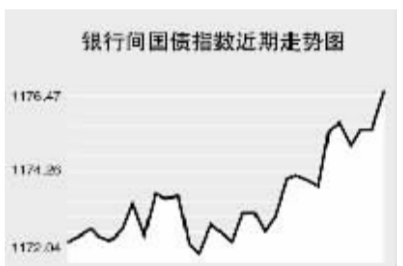
Table with columns: Instrument, Weighted Rate, Change. Lists interbank buy-sell rates.

债券市场

Table with columns: Name, Price, Change. Lists various bond indices.

Table with columns: Name, Price, Change. Lists interbank market bond indices.

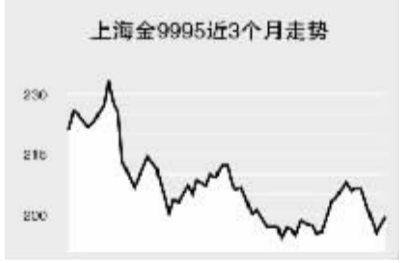
Table with columns: Name, Price, Change. Lists all market bond indices.



6月3日交易所国债指数收跌,企债指数收涨。上证国债指数以113.57点开盘,最高至113.58点,最低至113.48点,收报113.52点,下跌0.04点。

上海黄金交易所

Table with columns: Contract, Price, Change. Lists gold prices for various contracts.



WORLD 国际市场

股→票

Table with columns: Index Name, Close, Change. Lists major stock indices from Asia to the Philippines.

6月3日,亚洲各主要股指全线下跌。

日经225指数跌230.97点,报14209.17点。出口股拖累大盘,因信贷危机余波荡漾的疑虑再起带动日圆兑美元上扬。

韩国KOSPI指数跌28.14点,报1819.39点。信贷疑虑再起冲击金融股,而韩国走强加上油价居高不下,则严重打击出口股。

欧洲、非洲、中东主要股票市场

Table with columns: Index Name, Close, Change. Lists major stock indices from Europe to Africa.

6月3日,欧洲各主要股指纷纷上涨。

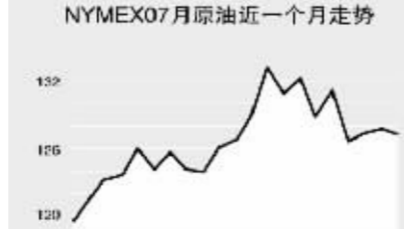
截至发稿时间,英国富时100指数涨24.5点,最新报6032.1点,苏格兰皇家银行、BG集团领涨;德国DAX 30指数跌10.54点,最新报6998.23点,戴姆勒克萊斯勒、DEUTSCHE BOERSE走低拖累指数下跌;法国CAC 40指数涨23.16点,最新报4958.37点,家乐福、苏伊士领涨。

美洲主要股票市场

Table with columns: Index Name, Close, Change. Lists major stock indices from North and South America.

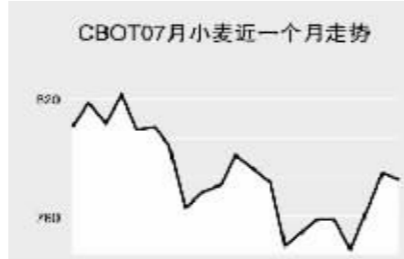
商品→期货

Table with columns: Contract, Unit, Price, Change. Lists energy market futures.



农产品市场

Table with columns: Contract, Unit, Price, Change. Lists agricultural product futures.

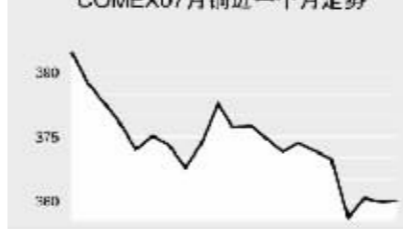


金属市场

Table with columns: Contract, Unit, Price, Change. Lists metal market prices.



COMEX07月铜近一个月走势



6月3日纽约原油期货价格小幅下跌,截至发稿时间纽约原油报126.65美元,跌0.94美元;布伦特原油报127.49美元,跌0.22美元;有色金属方面,截至发稿时间各品种主力合约涨跌互现,其中,COMEX黄金跌7.9美元,报885.8美元;此外,CBOT农产品市场截至发稿时间各品种主力合约涨跌互现,其中,CBOT小麦跌3.1美分,报779.2美分。

外→汇

Table with columns: Instrument, Price, Change. Lists major currency exchange rates.

利率→债券

Table with columns: Instrument, Price, Change. Lists interest rates for various instruments.

Table with columns: Instrument, Price, Change. Lists government bond yields.

政府债券收益率

Table with columns: Instrument, Yield(%). Lists government bond yields for various countries.