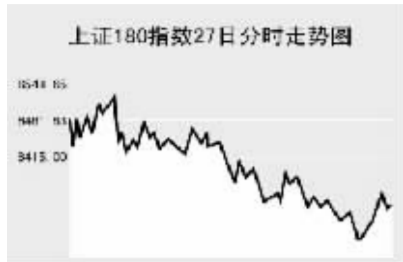


Global markets

CHINA 中国市场

上海证券交易所

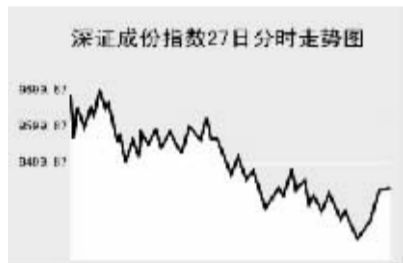


6月27日, 上证综指全天收报2748.43点, 下跌5.29%, 沪市股票当日共成交617.19亿元。

受美股暴跌及原油期货价格上涨刺激, 上证综指早盘大幅低开于2809.31点, 短暂小幅走高至2822.26点, 随后震荡下跌, 午后跌幅逐步扩大, 最低至2723.16点, 尾盘略有反弹, 全天收报2748.43点, 大跌153.42点。

上证B股指数全天收报209.12点, 下跌4.05%。上证基金指数全天收报3512.8点, 下跌4.72%。

深圳证券交易所

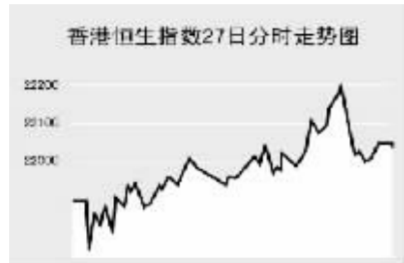


6月27日, 深证成份指数全天收报9436.21点, 下跌5.63%, 深市股票当日共成交334.24亿元。

深成指早盘大幅低开于9665.86点, 短暂走高至9690.09点, 随后指数震荡下跌, 午后跌幅逐步扩大, 最低至9300.01点, 尾盘略有反弹, 全天弱势特征明显, 收报9436.21点, 大跌563.45点。

股指期货8.61%, 双汇发展跌5.2%, 东北证券跌8.19%, 宏源证券跌停, 鞍钢股份跌6.05%, 唐钢股份跌8.03%, 海南海药跌停, 九芝堂跌8.54%。

香港交易所



6月27日, 香港恒生指数收盘下跌1.84%, 报22042.35点, 全天成交650亿港元。

恒生指数早盘大幅低开于21901.3点, 短暂下探至全天最低21773.7点, 此后震荡反弹, 午后指数反弹加速, 最高至22201.5点, 尾盘再度回落, 全天收报22042.35点, 下跌413.32点。

恒生指数收低, 上半年的表现可能是14年来最糟, 因投资者担心创新高的原油价格将提升燃油成本以及信用市场损失扩大将抑制经济增长和企业利润。

富士康国际连续第二日重挫, 跌85%, 报798港元。利丰跌6%, 报2350港元。中国石化下滑3.2%, 报7.35港元, 为6月13日以来收盘最低。

Table with 3 columns: Index Name, Close, Change. Includes Shanghai 300 Index, Hang Seng Index, etc.

上海期货交易所

Table with 4 columns: Main Contract, Settlement Price, Change, Open Interest. Includes Aluminum, Gold, Copper, etc.

6月27日, 上期所各品种主力合约涨跌互现。沪燃料油早盘高开震荡回落, 尾盘再度走高, 收报5220元, 涨85元。

大连商品交易所

Table with 4 columns: Main Contract, Settlement Price, Change, Open Interest. Includes Soybean, Corn, etc.

6月27日, 大商所各品种主力合约全线上涨。

连大豆高开震荡回落, 午后再度走强, 收报5128元, 涨85元。连玉米高开震荡回落, 收报1927元, 微涨6元。

郑州商品交易所

Table with 4 columns: Main Contract, Settlement Price, Change, Open Interest. Includes Cotton, Rapeseed Oil, etc.

6月27日, 郑商所各品种主力合约涨跌互现。郑棉低开震荡下跌, 收报13675元, 微跌40元。

中国外汇交易中心

Table with 3 columns: Currency Type, Intermediate Price, Change. Includes USD, HKD, JPY, etc.


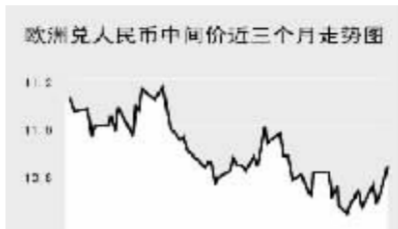



Table with 3 columns: Currency Pair, Bid Price, Offer Price. Includes USD, HKD, EUR, etc.

Table with 3 columns: Currency Name, Buy Price, Sell Price. Includes GBP, HKD, USD, etc.

银行间市场:拆借、回购

Table with 3 columns: Term, Shibor(%), Change(BP). Includes O/N, 1W, 2W, etc.

Table with 3 columns: Instrument, Term, Rate(%). Includes FR001, FR007.

Table with 4 columns: Instrument, Weighted Rate, Change, Volume. Includes IB0001, IB0007, etc.

Table with 4 columns: Instrument, Weighted Rate, Change, Volume. Includes R001, R007, etc.

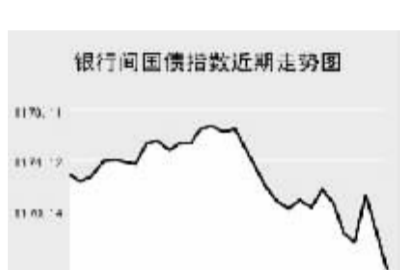
Table with 4 columns: Instrument, Weighted Rate, Change, Volume. Includes OR001, OR007, etc.

债券市场

Table with 3 columns: Name, Settlement Price, Change. Includes Shanghai 180 Index, etc.

Table with 3 columns: Name, Settlement Price, Change. Includes Government Bonds, etc.

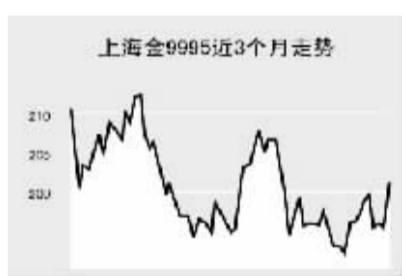
Table with 3 columns: Name, Settlement Price, Change. Includes All Market Bond Index, etc.



6月27日交易所国债指数和企债指数全线下跌。上证国债指数以113.49点开盘, 最高至113.49点, 最低至113.43点, 收报113.44点, 下跌0.04点。

上海黄金交易所

Table with 3 columns: Contract, Settlement Price, Change. Includes Gold 9995, etc.



WORLD 国际市场

股

Table with 3 columns: Index Name, Close, Change. Includes Asia Pacific, etc.

6月27日, 亚洲各主要股指全线下跌。

日经225指数跌277.96点, 报13544.36点, 至两个月最低收位, 也创下七个月来最长的连跌走势。

韩国KOSPI指数跌33.21点, 报1684.45点。出口股及银行股领涨, 因油价再刷新纪录新高, 且美股重挫使全球信贷危机重燃。

欧洲、非洲、中东主要股票市场

Table with 4 columns: Index Name, Latest, Change, Previous Close. Includes Europe, etc.

6月27日, 欧洲各主要股指全线下跌。

截至发稿时间, 英国富时100指数跌0.6点, 最新报5517.6点, 葛兰素史克、碧辟公司领跌指数。

美洲主要股票市场

Table with 4 columns: Index Name, Latest, Change, Previous Close. Includes Americas, etc.

商品

Table with 4 columns: Contract, Unit, Latest Price, Change. Includes Energy, etc.

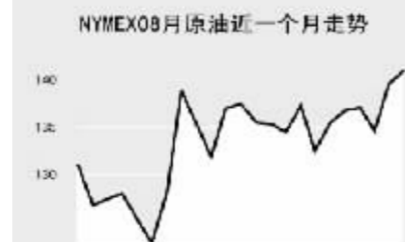
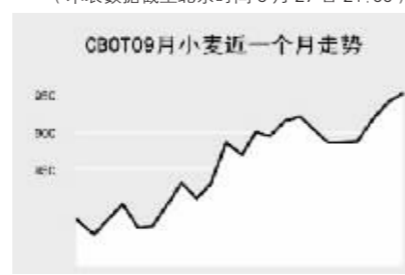
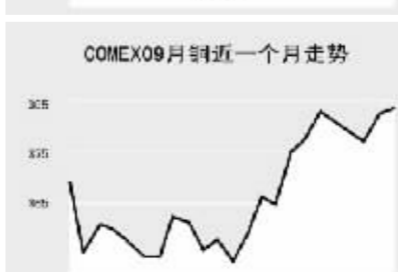
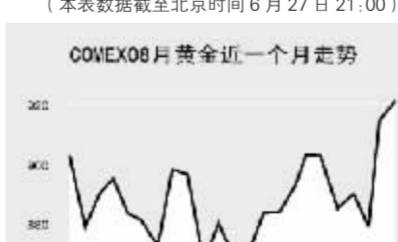


Table with 4 columns: Contract, Unit, Latest Price, Change. Includes Agriculture, etc.



金属市场

Table with 4 columns: Contract, Unit, Latest Price, Change. Includes Metals, etc.



6月27日纽约原油期货价格小幅上涨, 截至发稿时间纽约原油报140.15美元, 涨0.65美元。

外

Table with 4 columns: Currency, Value, Change, etc. Includes Major Currencies.

利率

Table with 4 columns: Instrument, Rate, etc. Includes Interest Rates.

Table with 4 columns: Instrument, Rate, etc. Includes Interest Rates.

Table with 2 columns: Instrument, Yield Rate. Includes Government Bond Yields.