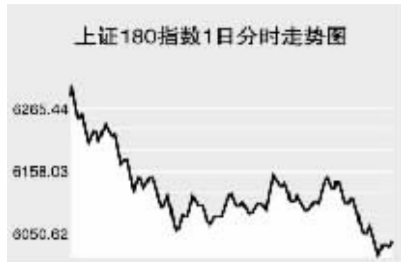


CHINA 中国市场

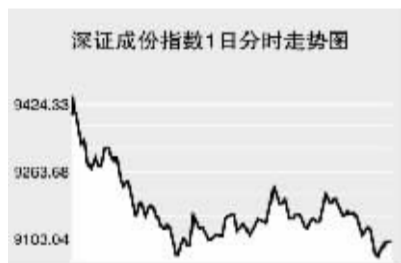
上海证券交易所



7月1日,上证综指全天收报2651.6点,下跌3.09%,沪市股票当日共成交429.79亿元。

上证综指早盘小幅高开于2743.16点,短暂上冲至全天最高2753.33点,随后快速下跌,午后小幅震荡反弹,但力度较弱,成交低迷,尾盘再度快速下跌,最低至2644.78点,并创出本次下跌以来的新低,全天收报2651.6点,下跌84.5点。沪市股票当日共成交429.79亿元,成交金额较前一交易日略有放大,沪市个股普遍下跌。银行保险、石油石化、房地产、钢铁、电力、券商、酿酒食品板块领涨指数,而旅游、煤化工板块逆市上扬。招商银行跌停,报21.08元;工商银行跌3.02%,报4.81元;中国人寿跌6.94%,报22.26元;中国平安跌2.92%,报47.82元;中国石化跌3.15%,报14.47元;中国石化跌4.04%,报9.74元;保利地产跌5.04%,报12.81元;金地集团跌7.72%,报8.37元;宝钢股份跌5.74%,报8.21元;武钢股份跌6.66%,报9.11元;国电电力跌4.35%,报6.15元;国投电力跌3.99%,报6.5元;中信证券跌7.32%,报22.17元;海通证券跌8.37%,报22.89元;第一食品跌4.66%,报12.47元;水井坊跌3.55%,报20.12元;国旅联合涨8.7%,报5.87元;中青旅涨4.01%,报17.63元;天科股份涨停,报7元;太工天成涨1.43%,报10.62元。当日成交活跃个股方面,中信证券跌7.32%,报22.17元;中体产业跌1.71%,报23.57元;浦发银行跌8.5%,报20.13元;川投能源涨3.4%,报22.51元;宏达股份涨1.9%,报23.57元;中国远洋跌3.44%,报19.07元。上证B股指数全天收报206.14点,下跌1.54%。上证基金指数全天收报3415.34点,下跌2.49%。

深圳证券交易所

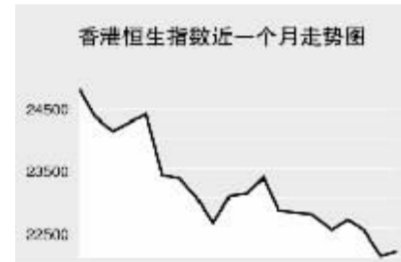


7月1日,深证成份指数全天收报9096.97点,下跌2.92%,深市股票当日共成交210.68亿元。深成指早盘小幅高开于9397.32点,

短暂上冲至全天最高9439.27点,随后单边快速下跌,最低至9062.06点,午后略有反弹,但力度很弱,成交清淡,尾盘则再度快速下探,逼近全天低点,全天收报9096.97点,下跌273.81点。深市股票当日共成交210.68亿元,成交金额较前一交易日略有放大,深市个股普遍下跌。钢铁、房地产、券商、汽车制造、有色金属、电力、煤炭、计算机板块领涨指数,而旅游酒店、煤化工板块逆市上扬。鞍钢股份跌5.6%,报12.3元;唐钢股份跌6.85%,报9.92元;万科A跌6.1%,报8.46元;招商地产跌6.56%,报13.96元;东北证券跌6.7%,报20.48元;宏源证券跌5.46%,报15.93元;一汽轿车跌5.42%,报7.51元;江铃汽车跌2.86%,报8.5元;铝业股份跌4.17%,报5.51元;中金岭南跌3%,报13.6元;富龙热电跌6.36%,报5.45元;皖能电力跌4.79%,报5.96元;西山煤电跌3.2%,报48.4元;金牛能源跌3.78%,报42.51元;长城信息跌7.36%,报7.55元;长城开发跌3.74%,报6.44元;北京旅游涨停,报18.92元;华天酒店涨4.84%,报9.97元;云天化涨4.97%,报13.94元;远兴能源涨4.12%,报15.16元。当日成交活跃个股方面,万科A跌6.1%,报8.46元;锡业股份涨3.82%,报25.8元;中信国安跌4.51%,报12.48元;隆平高科跌1.23%,报20.15元;深发展A跌3%,报18.75元。

中小板指数收报3401.13点,下跌1.26%。深证B指收报467.88点,下跌1.59%。深证基金指数收报3445.47点,下跌1.79%。

香港交易所



7月1日,香港股市因假日休市一天。6月30日,香港恒生指数收盘上涨0.27%,报22102.01点,全天成交530亿港元。恒生国企指数收盘上上涨0.81%,报11909.75点。

Table with columns: Index Name, Close, Change. Includes Hang Seng 300 Index, Hang Seng Composite Index, Hang Seng 180 Index, etc.

上海期货交易所

Table with columns: Main Contract, Settlement Price, Change, Open Interest. Includes Aluminum, Gold, Copper, Fuel Oil, Natural Rubber, Zinc.

7月1日,上期所各品种主力合约纷纷上涨。沪燃料油早盘低开后快速下跌,午后快速反弹,收报5290元,微涨9元。沪铜高开窄幅震荡,尾盘冲高回落,收报63170元,涨140元。沪铝低开后震荡走高,收报19165元,涨45元。沪锌高开窄幅震荡,尾盘冲高回落,收报16135元,跌15元。期金低开后窄幅震荡,尾盘快速反弹,收报205.55元,涨0.28元。沪橡胶低开后探底反弹,收报27725元,跌80元。

大连商品交易所

Table with columns: Main Contract, Settlement Price, Change, Open Interest. Includes Soybean, Corn, Polyethylene, Soybean Meal, Palm Oil, Soybean Oil.

7月1日,大商所各品种主力合约涨跌互现。连大豆高开窄幅震荡,尾盘快速下跌,收报5131元,微涨8元。连玉米低开后震荡走低,收报1928元,微跌7元。连豆粕低开后探底回升,收报4093元,跌10元。连豆油高开窄幅震荡走高,收报12092元,涨230元。棕榈油低开后震荡走高,收报10856元,涨104元。聚乙烯低开后冲高回落,此后维持低位窄幅震荡整理,收报15755元,跌90元。

郑州商品交易所

Table with columns: Main Contract, Settlement Price, Change, Open Interest. Includes Cotton, Rapeseed Oil, White Sugar, PTA, Wheat Flour.

7月1日,郑商所各品种主力合约涨跌互现。郑棉低开后震荡下跌,收报13530元,跌95元。菜籽油高开窄幅震荡走高,此后高位窄幅震荡,收报12758元,涨134元。郑糖高开窄幅震荡,此后震荡下行,收报3770元,微跌5元。郑麦低开后震荡收跌,收报2165元,微跌2元。PTA低开后快速走高,此后维持高位震荡,收报9544元,涨98元。

中国外汇交易中心

Table with columns: Currency, Intermediate Price, Change. Includes US Dollar, Hong Kong Dollar, Euro, British Pound.

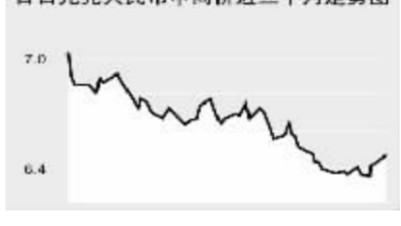
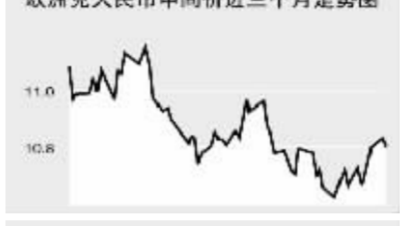
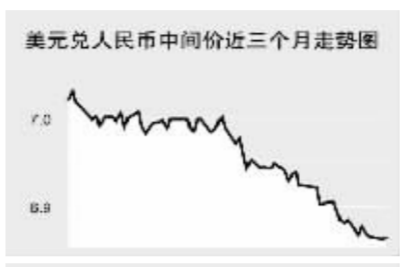


Table with columns: Currency, Bid Price, Offer Price. Includes US Dollar, Hong Kong Dollar, Euro, British Pound.

Table with columns: Currency, Bid Price, Offer Price. Includes US Dollar, Hong Kong Dollar, Euro, British Pound.

Table with columns: Currency Name, Buy Price, Sell Price. Includes British Pound, Hong Kong Dollar, US Dollar, Swiss Franc, etc.

银行间市场:拆借、回购

Table with columns: Term, Shibor(%), Change(BP). Includes overnight, 1W, 2W, 1M, 3M, 6M, 9M, 1Y.

Table with columns: Instrument, Term, Rate(%). Includes FR001, FR007.

Table with columns: Instrument, Weighted Rate, Change, Volume, Change. Includes IB0001, IB0007, etc.

Table with columns: Instrument, Weighted Rate, Change, Volume, Change. Includes R001, R007, R014, etc.

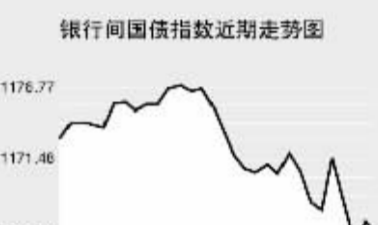
Table with columns: Instrument, Weighted Rate, Change, Volume, Change. Includes OR001, OR007, OR014, OR3M.

债券市场

Table with columns: Name, Close, Change. Includes Shanghai 180 Index, Shanghai Corporate Bond Index, etc.

Table with columns: Name, Close, Change. Includes Government Bond Index, Policy Financial Bond Index, etc.

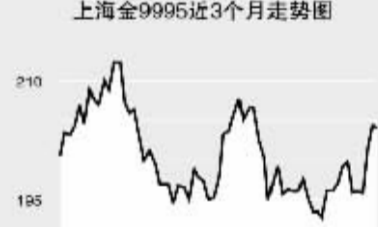
Table with columns: Name, Close, Change. Includes All Market Bond Index, China Government Bond Index, etc.



7月1日交易所国债指数和企债指数全线下跌。上证国债指数以113.42点开盘,最高至113.44点,最低至113.37点,收报113.4点,下跌0.02点。交易所企业债指数小幅下跌,上证企债指数收报118.02点,下跌0.16点,巨潮企债指数收报117.45点,下跌0.08点。

上海黄金交易所

Table with columns: Contract, Close, Change. Includes Gold 9995, Gold 9999, Gold 100g, etc.



WORLD 国际市场

股→票

Table with columns: Index Name, Close, Change. Includes Asia Pacific Major Stock Market, Tokyo Nikkei, etc.

7月1日,亚洲各主要股指全线下跌。日经225指数跌18.18点,报13463.2点。创近四年来最长连跌纪录。出口股因日圆升值而下滑,而对经济前景的疑虑,则抑制投资者的投资热情。三菱商事及其他能源相关个股逆势上涨,先期油价创下每桶143美元以上的纪录新高。佳能跌2.2%,Fancu收低4.5%。新日本石油收高2.8%,三菱商事涨3.4%,三井物产涨3.4%。

韩国KOSPI指数跌8.46点,报1666.46点。为连续第四个交易日走低,因一连串经济数据疲软,经济增长趋弱且通胀压力升高,打压了市场人气。钢铁、造船股表现不佳。现代制铁下滑2.28%,大宇造船收挫4.65%。现代汽车收升4.08%,公司表示6月营收较上年同期成长11.4%。起亚汽车升4.52%,公司表示6月营收较上年同期增加3.5%。

欧洲、非洲、中东主要股票市场

Table with columns: Index Name, Latest, Change, Previous Close. Includes Euro Stoxx 50, Nikkei, etc.

7月1日,欧洲各主要股指全线下跌。截至发稿时间,英国富时100指数跌137点,最新报5488.9点,汇丰控股、苏格兰皇家银行领跌指数;德国DAX 30指数跌124.91点,最新报6293.41点,安联保险、德意志银行走低拖累指数下跌;法国CAC 40指数跌113.98点,最新报4320.87点,道达尔、ARCELORMITTAL领跌指数。

Table with columns: Index Name, Latest, Change, Previous Close. Includes Europe, Africa, Middle East Major Stock Market, etc.

商品→期货

Table with columns: Contract, Unit, Latest Price, Change. Includes Energy Market, NYMEX Crude Oil, etc.

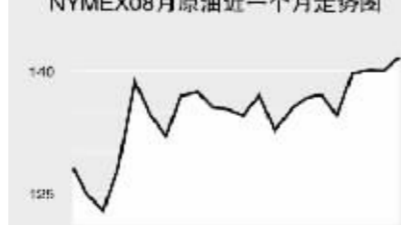
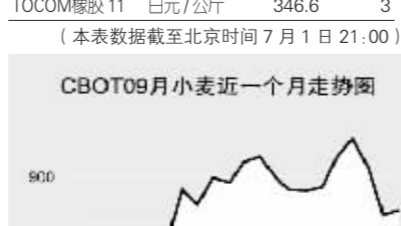
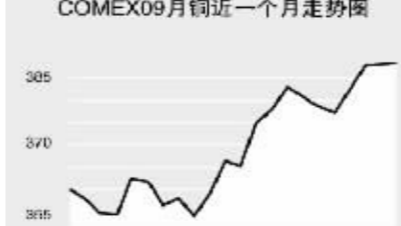
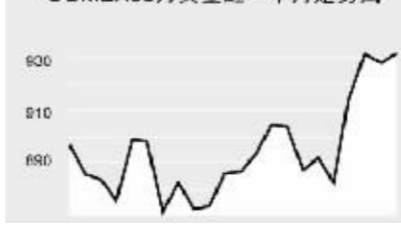


Table with columns: Contract, Unit, Latest Price, Change. Includes Agricultural Market, CBOT Soybean, etc.



金属市场

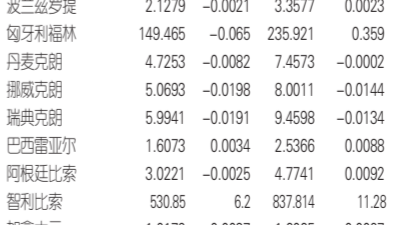
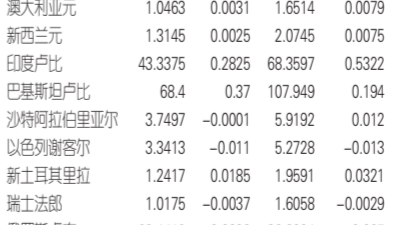
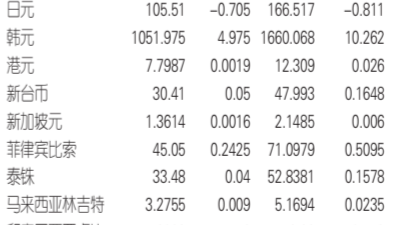
Table with columns: Contract, Unit, Latest Price, Change. Includes COMEX Gold, Silver, etc.



7月1日纽约原油期货价格小幅上涨,截至发稿时间纽约原油报142.61美元,涨2.61美元;布伦特原油报142.72美元,涨2.51美元;有色金属方面,截至发稿时间各品种主力合约纷纷上涨,其中,COMEX黄金涨12.5美元,报939.4美元;此外,CBOT农产品市场截至发稿时间各品种主力合约纷纷下跌,其中,CBOT玉米跌15.1美分,报741.6美分。

外→汇

Table with columns: Instrument, Unit, Latest Price, Change. Includes Major Currency Exchange Rates.



7月1日,亚洲各主要股指全线下跌。日经225指数跌18.18点,报13463.2点。创近四年来最长连跌纪录。出口股因日圆升值而下滑,而对经济前景的疑虑,则抑制投资者的投资热情。三菱商事及其他能源相关个股逆势上涨,先期油价创下每桶143美元以上的纪录新高。佳能跌2.2%,Fancu收低4.5%。新日本石油收高2.8%,三菱商事涨3.4%,三井物产涨3.4%。

利率→债券

Table with columns: Instrument, Unit, Latest Price, Change. Includes Major Currency Exchange Rates.

Table with columns: Instrument, Unit, Latest Price, Change. Includes Major Currency Exchange Rates.

Table with columns: Instrument, Unit, Latest Price, Change. Includes Major Currency Exchange Rates.

Table with columns: Instrument, Unit, Latest Price, Change. Includes Major Currency Exchange Rates.

7月1日,亚洲各主要股指全线下跌。日经225指数跌18.18点,报13463.2点。创近四年来最长连跌纪录。出口股因日圆升值而下滑,而对经济前景的疑虑,则抑制投资者的投资热情。三菱商事及其他能源相关个股逆势上涨,先期油价创下每桶143美元以上的纪录新高。佳能跌2.2%,Fancu收低4.5%。新日本石油收高2.8%,三菱商事涨3.4%,三井物产涨3.4%。