

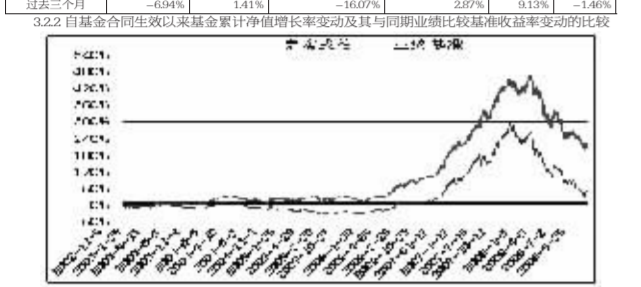
Disclosure

51 重要提示
基金管理人、基金托管人及基金销售机构在本基金募集期间...

Table with 2 columns: Item, Content. Details about the fund's basic information and investment objectives.

Table with 2 columns: Item, Content. Financial performance indicators for the reporting period.

注：(1) 本期已实现收益指基金本期利息收入、投资收益、其他收入(不含公允价值变动收益)扣除相关费用后的余额...



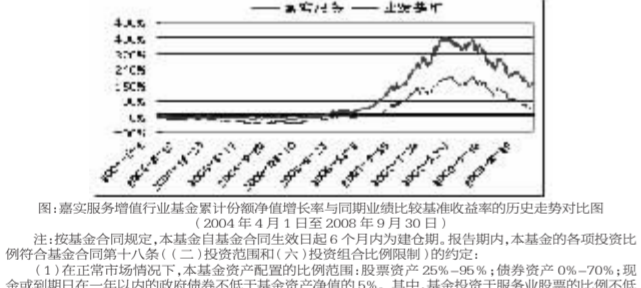
图：嘉实成长收益基金累计份额净值增长率与同期业绩比较基准收益率的历史走势对比图

51 重要提示
基金管理人、基金托管人及基金销售机构在本基金募集期间...

Table with 2 columns: Item, Content. Basic information and investment objectives for the fund.

Table with 2 columns: Item, Content. Financial performance indicators for the reporting period.

注：(1) 本期已实现收益指基金本期利息收入、投资收益、其他收入(不含公允价值变动收益)扣除相关费用后的余额...



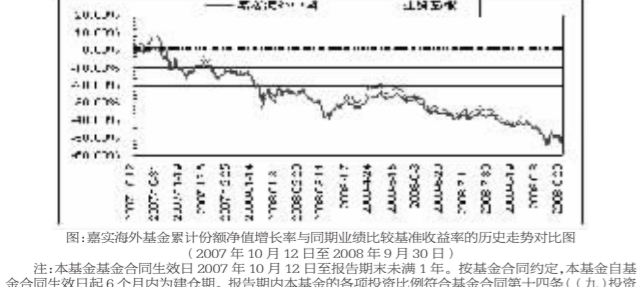
图：嘉实服务增值行业基金累计份额净值增长率与同期业绩比较基准收益率的历史走势对比图

51 重要提示
基金管理人、基金托管人及基金销售机构在本基金募集期间...

Table with 2 columns: Item, Content. Basic information and investment objectives for the fund.

Table with 2 columns: Item, Content. Financial performance indicators for the reporting period.

注：(1) 本期已实现收益指基金本期利息收入、投资收益、其他收入(不含公允价值变动收益)扣除相关费用后的余额...



图：嘉实海外基金累计份额净值增长率与同期业绩比较基准收益率的历史走势对比图

嘉实成长收益证券投资基金

2008年第三季度报告

Table with 2 columns: Name, Position. Information about the fund manager and staff.

4.2 报告期内本基金管理人严格执行了《证券投资基金法》及其他相关法律法规...

4.3 异常交易行为的专项说明
报告期内，本基金无异常交易行为。

4.4 公平交易制度的执行情况
报告期内，本基金管理人严格执行证监会《证券投资基金管理公司公平交易制度指导意见》...

4.5 投资组合及运作分析
报告期内，全球经济增长放缓，美国次贷危机引发了全球股市大跌...

4.6 基金业绩表现
截至本报告期末本基金份额净值为 0.8241 元，本报告期基金份额净值增长率为 -6.94%...

Table with 2 columns: Item, Content. Financial performance indicators for the reporting period.

嘉实服务增值行业证券投资基金

2008年第三季度报告

Table with 2 columns: Name, Position. Information about the fund manager and staff.

4.2 报告期内本基金管理人严格执行了《证券投资基金法》及其他相关法律法规...

4.3 异常交易行为的专项说明
报告期内，本基金无异常交易行为。

4.4 公平交易制度的执行情况
报告期内，本基金管理人严格执行证监会《证券投资基金管理公司公平交易制度指导意见》...

4.5 投资组合及运作分析
报告期内，全球经济增长放缓，美国次贷危机引发了全球股市大跌...

4.6 基金业绩表现
截至本报告期末本基金份额净值为 2.318 元，本报告期基金份额净值增长率为 -13.22%...

Table with 2 columns: Item, Content. Financial performance indicators for the reporting period.

Table with 2 columns: Code, Industry. Information about the fund's equity investments.

5.2 报告期末按行业分类的股票投资组合
代码 行业 公允价值(元) 占基金资产净值比例

Table with 2 columns: Code, Industry. Information about the fund's equity investments.

5.3 报告期末按公允价值占基金资产净值比例大小排名的前十名股票投资明细

Table with 2 columns: Code, Industry. Information about the fund's equity investments.

Table with 2 columns: Code, Industry. Information about the fund's equity investments.

Table with 2 columns: Code, Industry. Information about the fund's equity investments.

Table with 2 columns: Code, Industry. Information about the fund's equity investments.

Table with 2 columns: Code, Industry. Information about the fund's equity investments.

5.2 报告期末按行业分类的股票投资组合
代码 行业 公允价值(元) 占基金资产净值比例

Table with 2 columns: Code, Industry. Information about the fund's equity investments.

5.3 报告期末按公允价值占基金资产净值比例大小排名的前十名股票投资明细

Table with 2 columns: Code, Industry. Information about the fund's equity investments.

Table with 2 columns: Code, Industry. Information about the fund's equity investments.

Table with 2 columns: Code, Industry. Information about the fund's equity investments.

Table with 2 columns: Item, Content. Information about the fund's top 5 fixed income investments.

Table with 2 columns: Item, Content. Information about the fund's top 5 fixed income investments.

Table with 2 columns: Item, Content. Information about the fund's top 5 fixed income investments.

Table with 2 columns: Item, Content. Information about the fund's top 5 fixed income investments.

Table with 2 columns: Item, Content. Information about the fund's top 5 fixed income investments.

Table with 2 columns: Item, Content. Information about the fund's top 5 fixed income investments.

Table with 2 columns: Item, Content. Information about the fund's top 5 fixed income investments.

Table with 2 columns: Item, Content. Information about the fund's top 5 fixed income investments.

Table with 2 columns: Item, Content. Information about the fund's top 5 fixed income investments.

Table with 2 columns: Item, Content. Information about the fund's top 5 fixed income investments.

Table with 2 columns: Item, Content. Information about the fund's top 5 fixed income investments.

Table with 2 columns: Item, Content. Information about the fund's top 5 fixed income investments.

Table with 2 columns: Item, Content. Information about the fund's top 5 fixed income investments.

Table with 2 columns: Item, Content. Information about the fund's top 5 fixed income investments.

Table with 2 columns: Item, Content. Information about the fund's top 5 fixed income investments.

Table with 2 columns: Item, Content. Information about the fund's top 5 fixed income investments.

Table with 2 columns: Item, Content. Information about the fund's top 5 fixed income investments.

Table with 2 columns: Item, Content. Information about the fund's top 5 fixed income investments.

Table with 2 columns: Item, Content. Information about the fund's top 5 fixed income investments.

Table with 2 columns: Item, Content. Information about the fund's top 5 fixed income investments.

Table with 2 columns: Item, Content. Information about the fund's top 5 fixed income investments.

Table with 2 columns: Item, Content. Information about the fund's top 5 fixed income investments.

Table with 2 columns: Item, Content. Information about the fund's top 5 fixed income investments.

Table with 2 columns: Item, Content. Information about the fund's top 5 fixed income investments.